

**VALVO** s.r.l.  
**lpi** *Tecnologie Innovative*

**RACCORDERIA**



**VALVO**  
**lpi**

RACCORDERIA GHISA MALLEABILE ZINCATA	.....	D/3
RACCORDERIA INOX FILETTATA	.....	D/11
RACCORDERIA ACCIAIO A SALDARE - STD - XS	.....	D/17
RACC. ACCIAIO A SALDARE - STD - XS EN 10253-1	.....	D/21
RACCORDERIA ACCIAIO INOX A SALDARE	.....	D/25
RACCORDERIA ACCIAIO AL CARBONIO A PRESSARE	.....	D/27
RACCORDERIA ACCIAIO INOX A PRESSARE	.....	D/31
TUBI A PRESSARE	.....	D/36

D

**VALVO** s.r.l.  
**lpi**

**CURVA LUNGA 90° M/F**  
**FIG. 1**



1/8"
1/4"
3/8"
1/2"
3/4"
1"
1 1/4"
1 1/2"
2"
2 1/2"
3"
4"

**CURVA CORTA 90° M/F**  
**FIG 1/A**



1/4"
3/8"
1/2"
3/4"
1"
1 1/4"
1 1/2"
2"
2 1/2"
3"
4"

**CURVA LUNGA 90° F/F**  
**FIG. 2**



1/4"
3/8"
1/2"
3/4"
1"
1 1/4"
1 1/2"
2"
2 1/2"
3"
4"

**CURVA CORTA 90° F/F**  
**FIG. 2/A**



3/8"
1/2"
3/4"
1"
1 1/4"
1 1/2"
2"
2 1/2"
3"
4"

**CURVA LUNGA 90° M/M**  
**FIG. 3**



1/4"
3/8"
1/2"
3/4"
1"
1 1/4"
1 1/2"
2"
2 1/2"
3"
4"

**CURVA LUNGA M/F 45°**  
**FIG 40**



1/4"
3/8"
1/2"
3/4"
1"
1 1/4"
1 1/2"
2"
2 1/2"
3"
4"

**CURVA LUNGA F/F 45**  
**FIG 41**



1/4"
3/8"
1/2"
3/4"
1"
1 1/4"
1 1/2"
2"
2 1/2"
3"
4"

**CURVA DOPPIA**



1/2"
3/4"
1"
1 1/4"
1 1/2"
2"

**RACCORDERIA GHISA MALLEABILE ZINCATA**

**SCAVALCA TUBO  
FIG. 85**



3/8"
1/2"
3/4"
1"
1 1/4"

**CURVA M/F 90  
92/R**



1/8"
1/4"
3/8"
1/2"
3/4"
1"
1 1/4"
1 1/2"
2"
2 1/2"
3"
4"

**CURVA F/F 90  
FIG 90**



1/8"
1/4"
3/8"
1/2"
3/4"
1"
1 1/4"
1 1/2"
2"
2 1/2"
3"
4"
5"
6"

**GOMITO RIDOTTO F/F 90  
FIG 90/R**



3/8"	x	1/4"
1/2"	x	1/4"
1/2"	x	3/8"
3/4"	x	3/8"
3/4"	x	1/2"
1"	x	1/2"
1"	x	3/4"
1 1/4"	x	1/2"
1 1/4"	x	3/4"
1 1/4"	x	1"
1 1/2"	x	3/4"
1 1/2"	x	1 1/4"
2"	x	1"
2"	x	1 1/4"
2"	x	1 1/2"
2 1/2"	x	2"

**GOMITO RIDOTTO M/F 90  
FIG 92/R**



1/2"	x	3/8"
3/4"	x	1/2"
1"	x	3/4"
1 1/4"	x	1"
1 1/2"	x	1"
1 1/2"	x	1 1/4"
3/8"		1/2"
1/2"		3/4"
3/4"		1"
1"		1 1/4"

**GOMITO M/M 90  
FIG 94**



3/8"
1/2"
3/4"
1"
1 1/4"
1 1/2"
2"

**GOMITO CON BOCCHETTONE A SEDE PIANA**  
**FIG 95**



3/8"
1/2"
3/4"
1"
1 1/4"
1 1/2"
2"

**GOMITO CON BOCCHETTONE A SEDE CONICA**  
**FIG 96**



1/4"
3/8"
1/2"
3/4"
1"
1 1/4"
1 1/2"
2"
2 1/2"
3"

**GOMITO F/F 45°**  
**FIG 120**



3/8"
1/2"
3/4"
1"
1 1/4"
1 1/2"
2"
2 1/2"
3"

**GOMITO M/F 45°**  
**FIG 121**



3/8"
1/2"
3/4"
1"
1 1/4"
1 1/2"
2"
2 1/2"
3"

**TEE**  
**FIG 130**



1/8"
1/4"
3/8"
1/2"
3/4"
1"
1 1/4"
1 1/2"
2"
2 1/2"
3"
4"
5"
6"

**TEE RIDOTTI**  
**FIG 130R**



3/8" x 1/14" x 3/8"
3/8" x 1/2" x 3/8"
3/8" x 3/4" x 3/8"
1/2" x 1/4" x 1/2"
1/2" x 3/8" x 3/8"
1/2" x 3/8" x 1/2"
1/2" x 1/2" x 3/8"
1/2" x 3/4" x 3/8"
1/2" x 3/4" x 1/2"
1/2" x 1" x 1/2"
3/4" x 1/4" x 3/4"
3/4" x 3/8" x 1/2"
3/4" x 3/8" x 3/4"
3/4" x 1/2" x 3/8"
3/4" x 1/2" x 1/2"
3/4" x 1/2" x 3/4"
3/4" x 3/4" x 3/8"
3/4" x 3/4" x 1/2"
3/4" x 1" x 1/2"
3/4" x 1" x 3/4"
3/4" x 1 1/4" x 3/4"
1" x 1/4" x 1"
1" x 3/8" x 3/4"
1" x 3/8" x 1"

**SEGUE PROSSIMA PAGINA**

SEGUE PAGINA PRECEDENTE

1 1/2" x 1 1/2" x 1/2"	2 1/2" x 1" x 2 1/2"
1 1/2" x 1 1/2" x 3/4"	2 1/2" x 1 1/4" x 2 1/2"
1 1/2" x 1 1/2" x 1 1/2"	2 1/2" x 1 1/2" x 2 1/2"
1 1/2" x 1 1/2" x 1 1/4"	2 1/2" x 2" x 2"
1 1/2" x 2" x 1 1/4"	2 1/2" x 2" x 2 1/2"
1 1/2" x 2" x 1 1/2"	2 1/2" x 2 1/2" x 1 1/2"
2" x 1/2" x 1 1/2"	2 1/2" x 2 1/2" x 2"
2" x 1/2" x 2"	3" x 1/2" x 3"
2" x 3/4" x 1 1/2"	3" x 3/4" x 3"
2" x 3/4" x 2"	3" x 1" x 3"
2" x 1" x 1 1/2"	3" x 1 1/4" x 3"
2" x 1" x 2"	3" x 1 1/2" x 3"
2" x 1 1/4" x 1"	3" x 2" x 2"
2" x 1 1/4" x 1 1/4"	3" x 2" x 3"
2" x 1 1/4" x 1 1/2"	3" x 2 1/2" x 3"
2" x 1 1/4" x 2"	3" x 3" x 2"
2" x 1 1/2" x 1"	4" x 1/2" x 4"
2" x 1 1/2" x 1 1/2"	4" x 3/4" x 4"
2" x 1 1/2" x 2"	4" x 1" x 4"
2" x 2" x 1/2"	4" x 1 1/2" x 4"
2" x 2" x 3/4"	4" x 2 1/2" x 4"
2" x 2" x 1"	4" x 3" x 4"
2" x 2" x 1 1/2"	5" x 4" x 5"
2" x 2 1/2" x 2"	
2 1/2" x 1/2" x 2 1/2"	
2 1/2" x 3/4" x 2 1/2"	



TEE AD UNA CURVA FIG 31



1/2"
3/4"
1"
1 1/4"
1 1/2"
2"
2 1/2"
3"
4"

RIDUZIONE MASCHIO/FEMMINA FIGURA 241



1/4	1/8
3/8	1/8
3/8	1/4
1/2	1/8
1/2	1/4
1/2	3/8
3/4	1/4
3/4	3/8
3/4	1/2
1	1/4
1	3/8
1	1/2
1	3/4
1 1/4	1/4
1 1/4	3/8
1 1/4	1/2
1 1/4	3/4
1 1/4	1
1 1/2	1/4
1 1/2	3/8
1 1/2	1/2
1 1/2	3/4
1 1/2	1
1 1/2	1 1/4
2	3/8
2	1/2
2	3/4

TEE A DUE CURVE FIG 132



1/2"
3/4"
1"
1 1/4"
1 1/2"
2"

TEE MASCHIO FIG 133



3/8"
1/2"
3/4"
1"

TEE MASCHIO FEMMINA FIG 134



1/2"
3/4"
1"
1 1/4"
1 1/2"
2"

TEE MASCHIO MASCHIO FIG 135



1/2"
3/4"
1"



TEE F/F 45  
FIG. 165



1/2"
3/4"
1"
1 1/4"
1 1/2"
2"

CROCE  
FIG. 180



1/4"
3/8"
1/2"
3/4"
1"
1 1/4"
1 1/2"
2"
2 1/2"
3"
4"

DISTRIBUZIONE AD Y  
FIG. 220



3/8"
1/2"
3/4"
1"

DISTRIBUZIONE A GOMITO  
FIG. 221



3/8"
1/2"
3/4"
1"
1 1/4"
1 1/2"
2"

DISTRIBUZIONE A TEE  
FIG. 223



1/2"
3/4"
1"

MANICOTTO  
FIG 270



1/8"
1/4"
3/8"
1/2"
3/4"
1"
1 1/4"
1 1/2"
2"
2 1/2"
3"
4"
5"
6"

MANICOTTO DESTRO/SINISTRO



3/8"
1/2"
3/4"
1"
1 1/4"
1 1/2"
2"

MANICOTTO DESTRO/SINISTRO  
FIG 271



3/8"
1/2"
3/4"
1"
1 1/4"
1 1/2"
2"

**RACCORDERIA GHISA MALLEABILE ZINCATA**

**MANICOTTO DI RIDUZIONE  
FIG 240**



1/4" x 1/8"	2" x 1 1/4"
3/8" x 1/8"	2" x 1 1/2"
3/8" x 1/4"	2 1/2" x 1"
1/2" x 1/4"	2 1/2" x 1 1/4"
1/2" x 3/8"	2 1/2" x 1 1/2"
3/4" x 1/4"	2 1/2" x 2"
3/4" x 3/8"	3" x 1 1/4"
3/4" x 1/2"	3" x 1 1/2"
1" x 3/8"	3" x 2"
1" x 1/2"	3" x 2 1/2"
1" x 3/4"	4" x 2 1/2"
1 1/4" x 3/8"	4" x 3"
1 1/4" x 1/2"	
1 1/4" x 3/4"	
1 1/4" x 1"	
1 1/2" x 1/2"	
1 1/2" x 3/4"	
1 1/2" x 1"	
1 1/2" x 1 1/4"	
2" x 1/2"	
2" x 1"	

**NIPPOLO DI RIDUZIONE  
FIG 241**



1/4" x 1/8"	1 1/2" x 1"
3/8" x 1/8"	1 1/2" x 1 1/4"
3/8" x 1/4"	2" x 1/2"
1/2" x 1/8"	2" x 3/4"
1/2" x 1/4"	2" x 1"
1/2" x 3/8"	2" x 1 1/4"
3/4" x 1/4"	2" x 1 1/2"
3/4" x 3/8"	2 1/2" x 1"
3/4" x 1/2"	2 1/2" x 1 1/4"
1" x 1/4"	2 1/2" x 1 1/2"
1" x 3/8"	2 1/2" x 2"
1" x 1/2"	3" x 1"
1" x 3/4"	3" x 1 1/4"
1 1/4" x 3/8"	3" x 1 1/2"
1 1/4" x 1/2"	3" x 2"
1 1/4" x 3/4"	3" x 2 1/2"
1 1/4" x 1"	4" x 2"
1 1/2" x 1"	4" x 2 1/2"
1 1/2" x 3/8"	4" x 3"
1 1/2" x 1/2"	5" x 4"
1 1/2" x 3/4"	6" x 4"
	6" x 5"

**NIPPOLO DOPPIO DI RIDUZIONE MM  
FIG. 245**



1/4" x 1/8"
3/8" x 1/8"
3/8" x 1/4"
1/2" x 1/4"
1/2" x 3/8"
3/4" x 1/4"
3/4" x 3/8"
3/4" x 1/2"
1" x 1/2"
1" x 3/4"
1 1/4" x 1/2"
1 1/4" x 3/4"
1 1/4" x 1"
1 1/2" x 3/4"
1 1/2" x 1"
1 1/2" x 1 1/4"
2" x 1"
2" x 1 1/4"
2" x 1 1/2"
2 1/2" x 1 1/2"
2 1/2" x 2"
3" x 2"
3" x 2 1/2"
4" x 3

**MANICOTTO DI RIDUZIONE M/F  
FIG 246**



1/4" x 1/8"
3/8" x 1/4"
1/2" x 1/4"
1/2" x 3/8"
3/4" x 3/8"
3/4" x 1/2"
1" x 1/2"
1" x 3/4"
1 1/4" x 1/2"
1 1/4" x 3/4"
1 1/4" x 1"
1 1/2" x 3/4"
1 1/2" x 1"
1 1/2" x 1 1/4"
2" x 1"
2" x 1 1/4"
2" x 1 1/2"
2 1/2" x 1 1/2"
2 1/2" x 2"
3" x 2"

**NIPPLLO DOPPIO**  
**FIG 280**



1/8"
1/4"
3/8"
1/2"
3/4"
1"
1 1/4"
1 1/2"
2"
2 1/2"
3"
4"
5"
6"

**TAPPO CON BORDO**  
**FIG 290**



1/8"
1/4"
3/8"
1/2"
3/4"
1"
1 1/4"
1 1/2"
2"
2 1/2"
3"
4"

**TAPPO SENZA BORDO**  
**FIG 291**



1/8"
1/4"
3/8"
1/2"
3/4"
1"
1 1/4"
1 1/2"
2"
2 1/2"
3"
4"

**TAPPO CON FORO NEL DADO**  
**FIG 294**



1/2"
3/4"
1"
1 1/4"
1 1/2"
2"

**CALOTTA**  
**FIG 300**



1/8"
1/4"
3/8"
1/2"
3/4"
1"
1 1/4"
1 1/2"
2"
2 1/2"
3"
4"

**CONTRODADO**  
**FIG 310**



1/4"
3/8"
1/2"
3/4"
1"
1 1/4"
1 1/2"
2"
2 1/2"
3"

**CONTRODADO CON SCANALATURA**  
**FIG 312**



1/4"
3/8"
1/2"
3/4"
1"
1 1/4"
1 1/2"
2"
2 1/2"
3"
4"

**FLANGIA**  
**FIG 320**



1/2"
3/4"
1"
1 1/4"
1 1/2"
2"
2 1/2"
3"
4"

**RACCORDERIA GHISA MALLEABILE ZINCATA**

**PEZZO FILETTATO  
FIG 370**



1/2"
3/4"
1"
1 1/4"
1 1/2"
2"
2 1/2"
3"
4"

**PEZZO FILETTATO LUNGO  
FIG 371**



1/2"
3/4"
1"
1 1/4"
1 1/2"
2"
2 1/2"
3"

**PEZZO FOLLE FEMMINA  
FIG 372**



1/2"
3/4"
1"
1 1/4"
1 1/2"
2"
2 1/2"
3"

**DADO  
FIG 374**



1/2"
3/4"
1"
1 1/4"
1 1/2"
2"
2 1/2"
3"
4"

**GOMITO PER SOFFITTO  
FIG 471**



1/2"
3/4"
1"

**PROLUNGAMENTO  
FIG. 526**



3/8" x 30	3/8"
1/2" x 30	1/2"
3/8" x 40	3/4"
1/2" x 40	1"
3/4" x 40	1 1/4"
1/2" x 50	1 1/2"
3/4" x 50	2"

**NIPPO SEMPLICE  
FIG. 531**



1/8"
1/4"
3/8"
1/2"
3/4"
1"
1 1/4"
1 1/2"
2"
2 1/2"
3"
4"

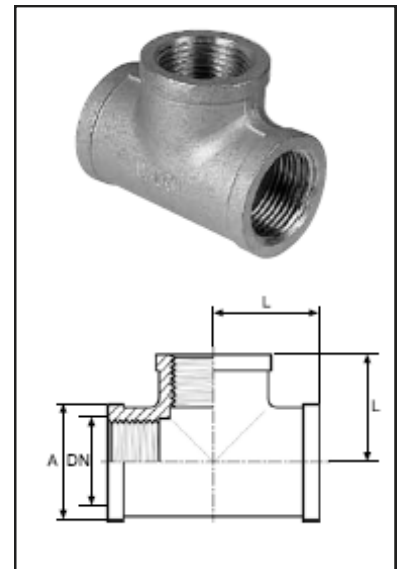
**TAPPO INTERNO 4GONO  
FIG. 596**



3/8"
1/2"
3/4"
1"
1 1/4"
1 1/2"
2"

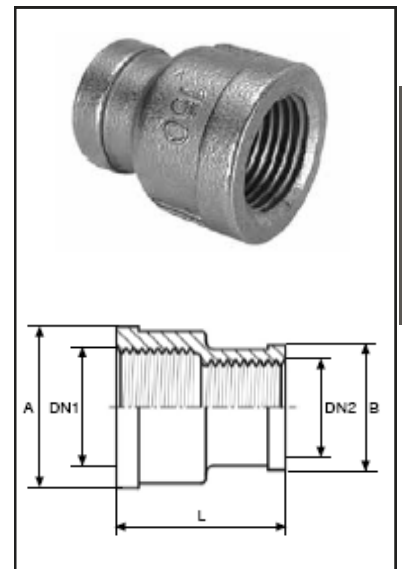
TEE FEMMINA

DN	DN inch	A mm	L mm	peso
6	1/8"	17	19	56
8	1/4"	21,3	21	82
10	3/8"	23,5	23,6	105
15	1/2"	30	28	156
20	3/4"	35	33	229
25	1"	43	38	369
32	1" 1/4	52	45	420
40	1" 1/2	58,5	50	702
50	2"	71,5	58	1082
65	2" 1/2	87	70	1517
80	3"	100	78,5	1856
100	4"	125	97	3170



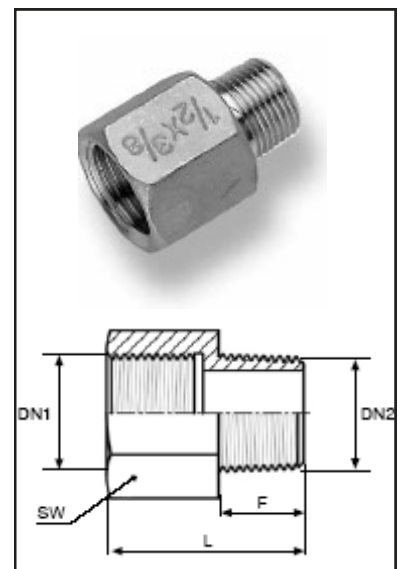
MANICOTTO RIDOTTO

DN1 mm	DN2 mm	A mm	B mm	L mm	peso
1/4"	1/8"	21,5	19	26	31
3/8"	1/4"	26	21,5	29	53
1/2"	3/8"	29	22,4	34	70
3/4"	1/2"	37	28,1	37	116
1"	1/2"	43	29,4	42	154
1"	3/4"	43	32	42	148
1" 1/4	1/2"	52	29	48	230
1" 1/4	3/4"	52	35	48	234
1" 1/4	1"	52,5	39	52	230
1" 1/2	1"	59	43,5	53	292
1" 1/2	1" 1/4	59	50	53	298
2"	1"	72	43	56	456
2"	1" 1/4	72	52	56	430
2"	1" 1/2	72	56,7	57	452



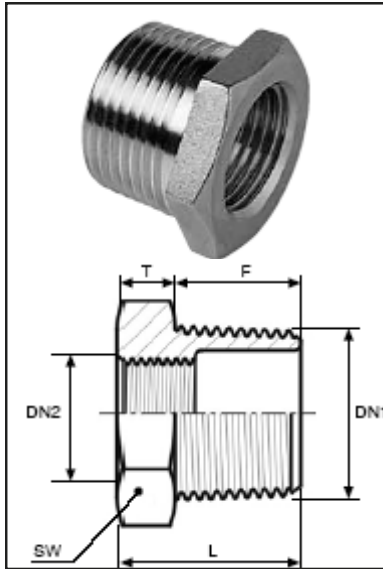
PROLUNGA M/F

DN1 inch	DN2 inch	L mm	F mm	SW mm	peso
1/4"	1/8"	27	10,8	17	23
1/4"	1/4"	28,5	12	17	26
3/8"	1/4"	30,5	11,9	21	38
3/8"	3/8"	31	12,3	21	43
1/2"	3/8"	34,5	12,3	26	64
1/2"	1/2"	37,5	14,6	26	73
3/4"	1/2"	38,5	15,6	32	102
3/4"	3/4"	41	17,5	32	280
1"	3/4"	44	17,5	38	127
1"	1"	46	20,1	38	300
1" 1/4	1"	47	20	50	240
1" 1/4	1" 1/4	49	22	50	389
1" 1/2	1" 1/4	50	22,3	54	263
1" 1/2	1" 1/2	51	23,5	54	400
2"	1" 1/2	54	23,1	68	533
2"	2"	57	26,5	68	537





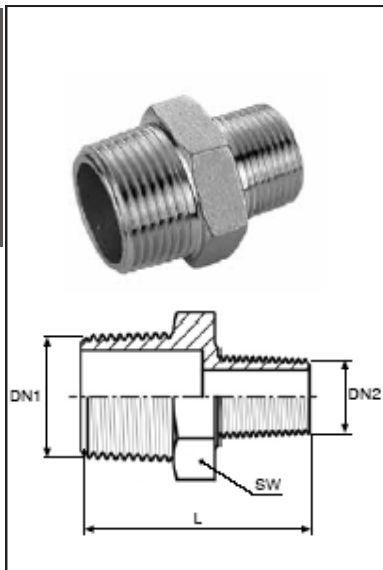
**RACCORDERIA FILETTATA INOX**



**RIDUZIONE M/F**

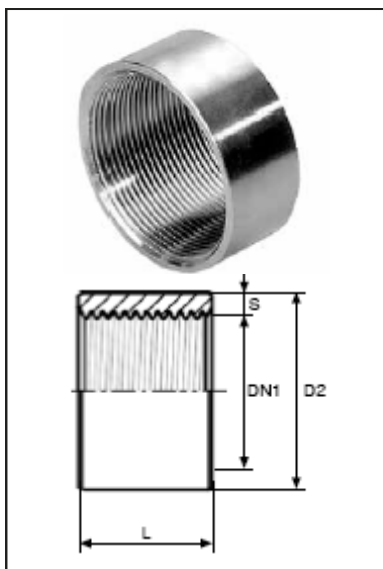
DN1 inch	DN2 inch		DN1 inch	DN2 inch
1/4"	1/8"		1" 1/2	3/4"
3/8"	1/8"		1" 1/2	1"
3/8"	1/4"		1" 1/2	1" 1/4
1/2"	1/4"		2"	1"
1/2"	3/8"		2"	1" 1/4
3/4"	1/4"		2"	1" 1/2
3/4"	3/8"		2" 1/2	1"
3/4"	1/2"		2" 1/2	1" 1/4
1"	1/2"		2" 1/2	1" 1/2
1"	3/4"		2" 1/2	2"
1" 1/4	1/2"		3"	2"
1" 1/4	3/4"		3"	2" 1/2
1" 1/4	1"		4"	2"
1" 1/2	1/2"		4"	2" 1/2
			4"	3"

**D**



**VITE DOPPIA RIDOTTA**

DN1 inch	DN2 inch		DN1 inch	DN2 inch
1/4"	1/8"		1" 1/2	3/4"
3/8"	1/8"		1" 1/2	1"
3/8"	1/4"		1" 1/2	1" 1/4
1/2"	1/4"		2"	1"
1/2"	3/8"		2"	1" 1/4
3/4"	1/4"		2"	1" 1/2
3/4"	3/8"		2" 1/2	1"
3/4"	1/2"		2" 1/2	1" 1/4
1"	1/2"		2" 1/2	1" 1/2
1"	3/4"		2" 1/2	2"
1" 1/4	1/2"		3"	2"
1" 1/4	3/4"		3"	2" 1/2
1" 1/4	1"		4"	2"
			4"	2" 1/2
			4"	3"

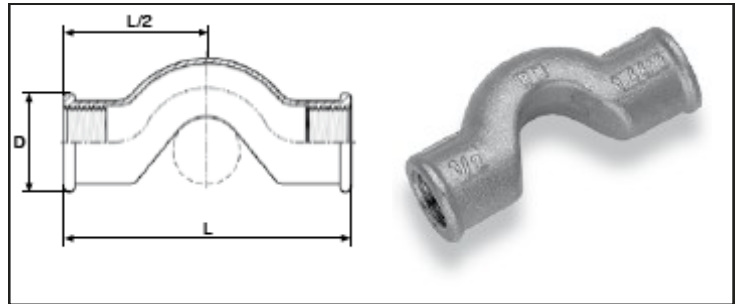


**MEZZO MANICOTTO**

DN	DN1 inch	D2 mm	S mm	L mm
6	1/8"	15	2,35	8
8	1/4"	18,5	2,40	11
10	3/8"	21,3	2,05	12
15	1/2"	26,6	2,65	15
20	3/4"	31,8	2,55	17
25	1"	39,5	3,05	20
32	1" 1/4	48,3	3,05	22
40	1" 1/2	54,5	3,10	22
50	2"	66,2	2,95	26
65	2" 1/2	82	4,50	30
80	3"	95	3,05	34
100	4"	121,4	3,55	40

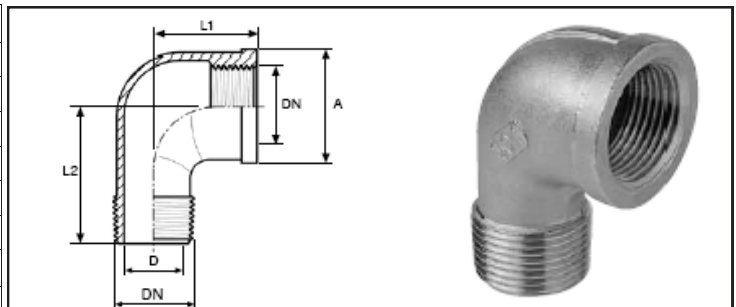
**CURVE DI SORPASSO F.F**

DN	DN inch	L mm	L/2 mm	D mm	peso
10	3/8"	78	39	25	120
15	1/2"	91	45,5	30	190
20	3/4"	106	53	36	270
25	1"	119	59,5	44	510
32	1" 1/4	150	75	54	900



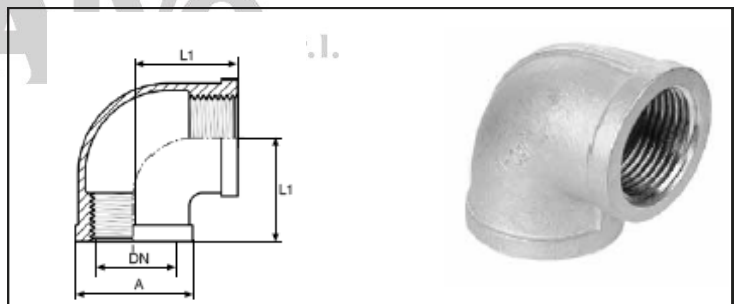
**GOMITO 90 M.F**

DN	DN inch	A mm	L1 mm	L2 mm	D mm	peso
6	1/8"	17	19	25	5,5	26
8	1/4"	21	21	28,3	7,6	40
10	3/8"	25	25	32	10	73
15	1/2"	29	28	42	12,7	94
20	3/4"	35	33	50,5	17,7	167
25	1"	43	38	52	24,8	231
32	1" 1/4	52	45	60	33	429
40	1" 1/2	58,8	50	65	38	473
50	2"	71,7	58	74	48,7	760
65	2" 1/2	86,2	69	101	62	1286
80	3"	100	77	114,5	74,5	1925
100	4"	126,5	97	146,5	100	3100



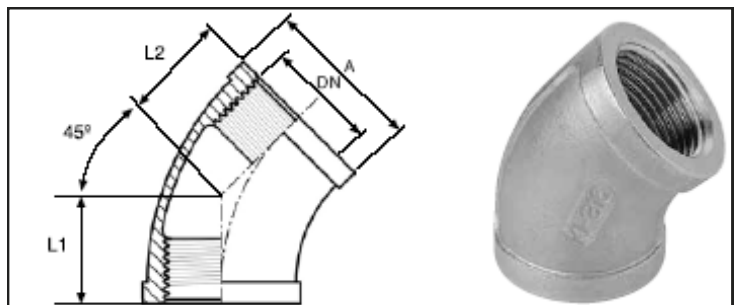
**GOMITO 90 F.F**

DN	DN inch	A mm	L1 mm	peso
6	1/8"	17	19	39
8	1/4"	21,3	21	61
10	3/8"	23,5	21,3	68
15	1/2"	29	27	102
20	3/4"	36	33	164
25	1"	43	38	264
32	1" 1/4	52	45	413
40	1" 1/2	58	50	521
50	2"	71,5	57	808
65	2" 1/2	87	69,7	1183
80	3"	99,5	77	1380
100	4"	126	98,2	2714

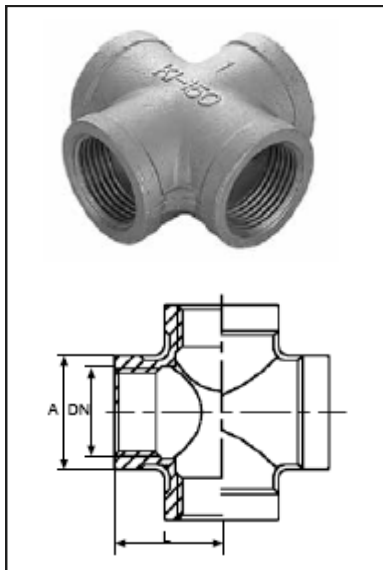


**GOMITO 45 F.F**

DN	DN inch	A mm	L1-L2 mm	peso
6	1/8"	18	18	36
8	1/4"	21	17	50
10	3/8"	25	20	87
15	1/2"	29,5	22	118
20	3/4"	35,6	25	147
25	1"	43	28	246
32	1" 1/4	52,4	33	347
40	1" 1/2	58	36	416
50	2"	72	43	673
65	2" 1/2	87	49	918
80	3"	100	55	1154
100	4"	125,5	64	1993

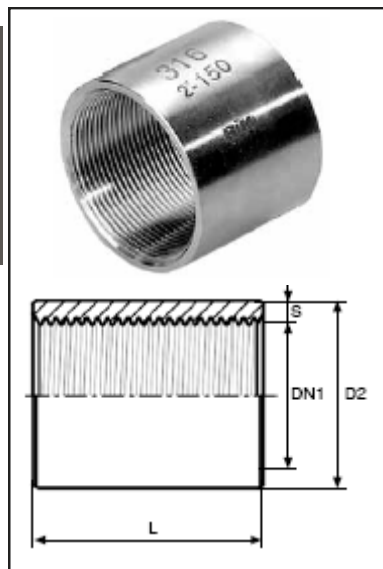


D



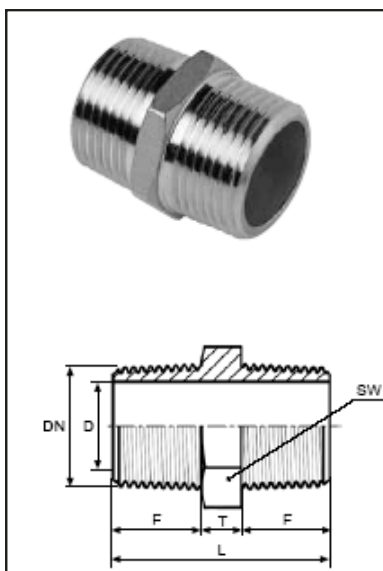
**CROCE FEMMINA**

DN	DN inch	A mm	L mm
6	1/8"	15,2	17
8	1/4"	19,7	18,5
10	3/8"	23,3	22,9
15	1/2"	28	26,8
20	3/4"	34,8	32
25	1"	43,6	37,5
32	1" 1/4	53	45,9
40	1" 1/2	58	47,6
50	2"	71	58
65	2" 1/2	87	69
80	3"	99	77
100	4"	125	97



**MANICOTTO AISI 304-306**













DN	DN1 inch	D2 mm	S mm	L mm
6	1/8"	15	2,35	17
8	1/4"	18,5	2,40	25
10	3/8"	21,3	2,05	26
15	1/2"	26,6	2,65	34
20	3/4"	31,8	2,55	36
25	1"	39,5	3,05	43
32	1" 1/4	48,3	3,05	48
40	1" 1/2	54,5	3,10	48
50	2"	66,2	2,95	56
65	2" 1/2	82	4,50	65
80	3"	95	3,05	71
100	4"	121,4	3,55	83



**VITE DOPPIA**

1/8"
1/4"
3/8"
1/2"
3/4"
1"
1" 1/4
1" 1/2
2"
2" 1/2
3"
4"




<p><b>TAPPO MASCHIO TESTA QUADRA</b></p>  <table border="1" data-bbox="506 295 620 683"> <thead> <tr><th>D</th></tr> </thead> <tbody> <tr><td>1/8"</td></tr> <tr><td>1/4"</td></tr> <tr><td>3/8"</td></tr> <tr><td>1/2"</td></tr> <tr><td>3/4"</td></tr> <tr><td>1"</td></tr> <tr><td>1" 1/4</td></tr> <tr><td>1" 1/2</td></tr> <tr><td>2"</td></tr> <tr><td>2" 1/2</td></tr> <tr><td>3"</td></tr> <tr><td>4"</td></tr> </tbody> </table>	D	1/8"	1/4"	3/8"	1/2"	3/4"	1"	1" 1/4	1" 1/2	2"	2" 1/2	3"	4"	<p><b>TAPPO MASCHIO TESTA ESAGONALE</b></p>  <table border="1" data-bbox="945 295 1058 683"> <thead> <tr><th>D</th></tr> </thead> <tbody> <tr><td>1/8"</td></tr> <tr><td>1/4"</td></tr> <tr><td>3/8"</td></tr> <tr><td>1/2"</td></tr> <tr><td>3/4"</td></tr> <tr><td>1"</td></tr> <tr><td>1" 1/4</td></tr> <tr><td>1" 1/2</td></tr> <tr><td>2"</td></tr> <tr><td>2" 1/2</td></tr> <tr><td>3"</td></tr> <tr><td>4"</td></tr> </tbody> </table>	D	1/8"	1/4"	3/8"	1/2"	3/4"	1"	1" 1/4	1" 1/2	2"	2" 1/2	3"	4"	<p><b>CALOTTA ESAGONALE</b></p>  <table border="1" data-bbox="1377 295 1490 683"> <thead> <tr><th>D</th></tr> </thead> <tbody> <tr><td>1/8"</td></tr> <tr><td>1/4"</td></tr> <tr><td>3/8"</td></tr> <tr><td>1/2"</td></tr> <tr><td>3/4"</td></tr> <tr><td>1"</td></tr> <tr><td>1" 1/4</td></tr> <tr><td>1" 1/2</td></tr> <tr><td>2"</td></tr> <tr><td>2" 1/2</td></tr> <tr><td>3"</td></tr> <tr><td>4"</td></tr> </tbody> </table>	D	1/8"	1/4"	3/8"	1/2"	3/4"	1"	1" 1/4	1" 1/2	2"	2" 1/2	3"	4"
D																																									
1/8"																																									
1/4"																																									
3/8"																																									
1/2"																																									
3/4"																																									
1"																																									
1" 1/4																																									
1" 1/2																																									
2"																																									
2" 1/2																																									
3"																																									
4"																																									
D																																									
1/8"																																									
1/4"																																									
3/8"																																									
1/2"																																									
3/4"																																									
1"																																									
1" 1/4																																									
1" 1/2																																									
2"																																									
2" 1/2																																									
3"																																									
4"																																									
D																																									
1/8"																																									
1/4"																																									
3/8"																																									
1/2"																																									
3/4"																																									
1"																																									
1" 1/4																																									
1" 1/2																																									
2"																																									
2" 1/2																																									
3"																																									
4"																																									
<p><b>CONTRODADO</b></p>  <table border="1" data-bbox="506 766 620 1140"> <thead> <tr><th>D</th></tr> </thead> <tbody> <tr><td>1/8"</td></tr> <tr><td>1/4"</td></tr> <tr><td>3/8"</td></tr> <tr><td>1/2"</td></tr> <tr><td>3/4"</td></tr> <tr><td>1"</td></tr> <tr><td>1" 1/4</td></tr> <tr><td>1" 1/2</td></tr> <tr><td>2"</td></tr> <tr><td>2" 1/2</td></tr> <tr><td>3"</td></tr> <tr><td>4"</td></tr> </tbody> </table>	D	1/8"	1/4"	3/8"	1/2"	3/4"	1"	1" 1/4	1" 1/2	2"	2" 1/2	3"	4"	<p><b>GIUNTO A 3 PEZZI</b></p>  <table border="1" data-bbox="945 766 1058 1140"> <thead> <tr><th>D</th></tr> </thead> <tbody> <tr><td>1/8"</td></tr> <tr><td>1/4"</td></tr> <tr><td>3/8"</td></tr> <tr><td>1/2"</td></tr> <tr><td>3/4"</td></tr> <tr><td>1"</td></tr> <tr><td>1" 1/4</td></tr> <tr><td>1" 1/2</td></tr> <tr><td>2"</td></tr> <tr><td>2" 1/2</td></tr> <tr><td>3"</td></tr> <tr><td>4"</td></tr> </tbody> </table>	D	1/8"	1/4"	3/8"	1/2"	3/4"	1"	1" 1/4	1" 1/2	2"	2" 1/2	3"	4"	<p><b>GIUNTO A 3 PEZZI A SALDARE A TASCA</b></p>  <table border="1" data-bbox="1377 766 1490 1140"> <thead> <tr><th>D</th></tr> </thead> <tbody> <tr><td>1/8"</td></tr> <tr><td>1/4"</td></tr> <tr><td>3/8"</td></tr> <tr><td>1/2"</td></tr> <tr><td>3/4"</td></tr> <tr><td>1"</td></tr> <tr><td>1" 1/4</td></tr> <tr><td>1" 1/2</td></tr> <tr><td>2"</td></tr> <tr><td>2" 1/2</td></tr> <tr><td>3"</td></tr> <tr><td>4"</td></tr> </tbody> </table>	D	1/8"	1/4"	3/8"	1/2"	3/4"	1"	1" 1/4	1" 1/2	2"	2" 1/2	3"	4"
D																																									
1/8"																																									
1/4"																																									
3/8"																																									
1/2"																																									
3/4"																																									
1"																																									
1" 1/4																																									
1" 1/2																																									
2"																																									
2" 1/2																																									
3"																																									
4"																																									
D																																									
1/8"																																									
1/4"																																									
3/8"																																									
1/2"																																									
3/4"																																									
1"																																									
1" 1/4																																									
1" 1/2																																									
2"																																									
2" 1/2																																									
3"																																									
4"																																									
D																																									
1/8"																																									
1/4"																																									
3/8"																																									
1/2"																																									
3/4"																																									
1"																																									
1" 1/4																																									
1" 1/2																																									
2"																																									
2" 1/2																																									
3"																																									
4"																																									
<p><b>GIUNTO A 3 PEZZI A SALDARE DI TESTA</b></p>  <table border="1" data-bbox="506 1258 620 1543"> <thead> <tr><th>D</th></tr> </thead> <tbody> <tr><td>3/8"</td></tr> <tr><td>1/2"</td></tr> <tr><td>3/4"</td></tr> <tr><td>1"</td></tr> <tr><td>1" 1/4</td></tr> <tr><td>1" 1/2</td></tr> <tr><td>2"</td></tr> </tbody> </table>	D	3/8"	1/2"	3/4"	1"	1" 1/4	1" 1/2	2"	<p><b>GIUNTO A 3 PEZZI FEMMINA A SALDARE DI TESTA</b></p>  <table border="1" data-bbox="945 1258 1058 1543"> <thead> <tr><th>D</th></tr> </thead> <tbody> <tr><td>3/8"</td></tr> <tr><td>1/2"</td></tr> <tr><td>3/4"</td></tr> <tr><td>1"</td></tr> <tr><td>1" 1/4</td></tr> <tr><td>1" 1/2</td></tr> <tr><td>2"</td></tr> </tbody> </table>	D	3/8"	1/2"	3/4"	1"	1" 1/4	1" 1/2	2"	<p><b>GIUNTO A 3 PEZZI MASCHIO A SALDARE DI TESTA</b></p>  <table border="1" data-bbox="1377 1258 1490 1543"> <thead> <tr><th>D</th></tr> </thead> <tbody> <tr><td>3/8"</td></tr> <tr><td>1/2"</td></tr> <tr><td>3/4"</td></tr> <tr><td>1"</td></tr> <tr><td>1" 1/4</td></tr> <tr><td>1" 1/2</td></tr> <tr><td>2"</td></tr> </tbody> </table>	D	3/8"	1/2"	3/4"	1"	1" 1/4	1" 1/2	2"															
D																																									
3/8"																																									
1/2"																																									
3/4"																																									
1"																																									
1" 1/4																																									
1" 1/2																																									
2"																																									
D																																									
3/8"																																									
1/2"																																									
3/4"																																									
1"																																									
1" 1/4																																									
1" 1/2																																									
2"																																									
D																																									
3/8"																																									
1/2"																																									
3/4"																																									
1"																																									
1" 1/4																																									
1" 1/2																																									
2"																																									
<p><b>GIUNTO A 3 PEZZI MF</b></p>  <table border="1" data-bbox="506 1684 620 2080"> <thead> <tr><th>D</th></tr> </thead> <tbody> <tr><td>1/8"</td></tr> <tr><td>1/4"</td></tr> <tr><td>3/8"</td></tr> <tr><td>1/2"</td></tr> <tr><td>3/4"</td></tr> <tr><td>1"</td></tr> <tr><td>1" 1/4</td></tr> <tr><td>1" 1/2</td></tr> <tr><td>2"</td></tr> <tr><td>2" 1/2</td></tr> <tr><td>3"</td></tr> <tr><td>4"</td></tr> </tbody> </table>	D	1/8"	1/4"	3/8"	1/2"	3/4"	1"	1" 1/4	1" 1/2	2"	2" 1/2	3"	4"	<p><b>BOCCHETTONE CURVO MF</b></p>  <table border="1" data-bbox="945 1706 1058 2080"> <thead> <tr><th>D</th></tr> </thead> <tbody> <tr><td>1/4"</td></tr> <tr><td>3/8"</td></tr> <tr><td>1/2"</td></tr> <tr><td>3/4"</td></tr> <tr><td>1"</td></tr> <tr><td>1" 1/4</td></tr> <tr><td>1" 1/2</td></tr> <tr><td>2"</td></tr> </tbody> </table>	D	1/4"	3/8"	1/2"	3/4"	1"	1" 1/4	1" 1/2	2"	<p><b>BOCCHETTONE CURVO FF</b></p>  <table border="1" data-bbox="1377 1706 1490 2080"> <thead> <tr><th>D</th></tr> </thead> <tbody> <tr><td>1/4"</td></tr> <tr><td>3/8"</td></tr> <tr><td>1/2"</td></tr> <tr><td>3/4"</td></tr> <tr><td>1"</td></tr> <tr><td>1" 1/4</td></tr> <tr><td>1" 1/2</td></tr> <tr><td>2"</td></tr> </tbody> </table>	D	1/4"	3/8"	1/2"	3/4"	1"	1" 1/4	1" 1/2	2"								
D																																									
1/8"																																									
1/4"																																									
3/8"																																									
1/2"																																									
3/4"																																									
1"																																									
1" 1/4																																									
1" 1/2																																									
2"																																									
2" 1/2																																									
3"																																									
4"																																									
D																																									
1/4"																																									
3/8"																																									
1/2"																																									
3/4"																																									
1"																																									
1" 1/4																																									
1" 1/2																																									
2"																																									
D																																									
1/4"																																									
3/8"																																									
1/2"																																									
3/4"																																									
1"																																									
1" 1/4																																									
1" 1/2																																									
2"																																									

**RACCORDERIA INOX FILETTATA**



**VITE DI ALLUNGAMENTO AISI 304  
AISI 316**

D
1/8"
1/4"
3/8"
1/2"
3/4"
1"
1" 1/4
1" 1/2
2"
2" 1/2
3"
4"



**PORTAGOMMA M**

D
1/8"
1/4"
3/8"
1/2"
3/4"
1"
1" 1/4
1" 1/2
2"



**TRONCHETTO AISI 304 - AISI 316**

D
1/8"
1/4"
3/8"
1/2"
3/4"
1"
1" 1/4
1" 1/2
2"
2" 1/2
3"
4"



**NIPPLI SEMPLICI**

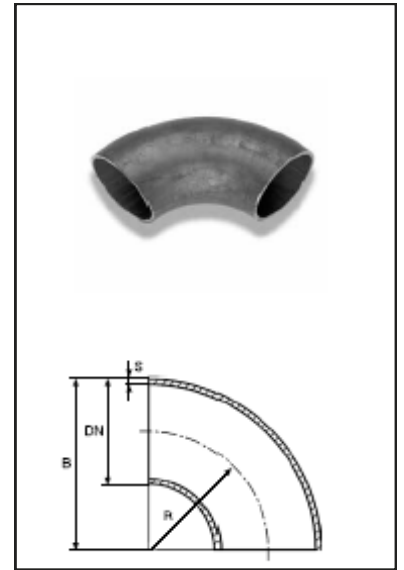
D
1/4"
3/8"
1/2"
3/4"
1"
1" 1/4
1" 1/2
2"
2" 1/2
3"
4"

**D**

**Valvo** s.r.l.  
**Ipi**

CURVE A SALDARE DIMA 3D 90° RICAVATE DA TUBO SALDATO

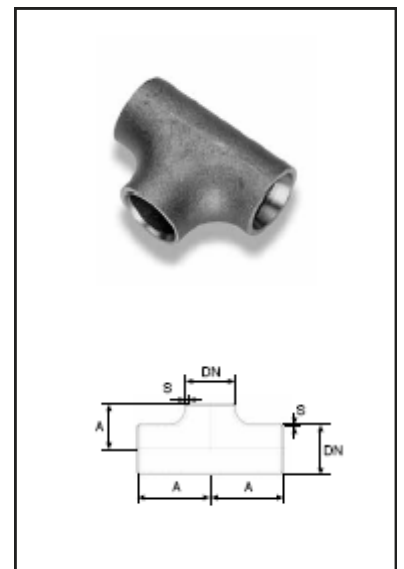
Dn mm	En 10253-1		STD	XS
	Ø	S	S	S
21.3	1/2"	2.0	2,77	3.73
26.9	3/4"	2.3	2,87	3.91
33.7	1"	2.6	3,38	4.55
42.4	1 1/4"	2.6	3,56	4.85
48.3	1 1/2"	2.6	3,68	5.08
60.3	2"	2.9	3,91	5.54
76.1	2 1/2"	2.9	5,16	7.01
88.9	3"	3.2	5,49	7.62
101.6	3 1/2"	3.6	5,74	8.08
144.3	4"	3.6	6,02	8.56
139.7	5"	4.0	6,55	9.52
168.3	6"	4.5	7,11	10.97
219.1	8"	6.3	8,18	12.70
273	10"	6.3	9,27	12.70
323.9	12"	7.1	9,52	12.70
355.6	14"	6.3	9,52	12.70
406.4	16"	6.3	9,52	12.70

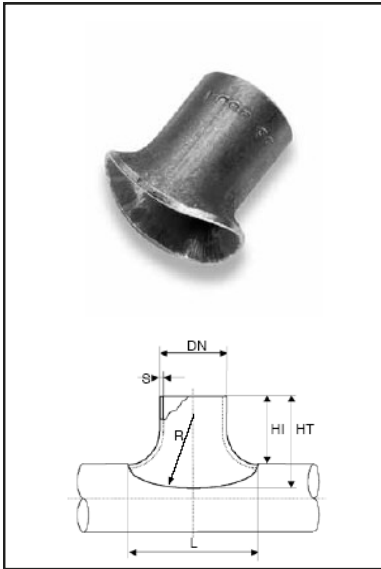


D

TEE NORMALI

mm	Ø	En 10253-1	STD	XS
		S	S	S
21,3	1/2"	2	2.77	3.73
26,7	3/4"	-	2.87	3.91
26,9	3/4"	2.3	-	-
33,7	1"	2.6	-	-
33,4	1"	-	3.38	4.55
42,2	1 1/4"	-	3.56	4.85
42,4	1 1/4"	2.6	-	-
48,3	1 1/2"	2.6	3.68	5.08
60,3	2"	2.9	3.91	5.54
76,1	2 1/2"	2.9	-	-
73	2 1/2"	-	5.16	7.01
88,9	3"	3.2	5.49	7.62
114,3	4"	3.6	6.02	8.56
139,7	5"	4	-	-
141,3	5"	-	6.55	9.52
168,3	6"	4.5	7.11	10.97
219,1	8"	6.3	8.18	12.70
273,0	10"	6.3	9.27	12.70
323,8	12"	7.1	9.52	12.70
355,6	14"	8	9.52	12.70
406,4	16"	8.8	9.52	12.70
457,2	18"	-	9.52	12.70
508,0	20"	-	9.52	12.70




**SCARPETTA DA TUBO SENZA SALDATURA 1° SCELTA**

DN	DN inch	DN mm	S mm	HT mm	HI mm	L mm	R mm	peso
20	3/4"	26,9	2,3	38	29	43	32	0,06
25	1"	33,7	2,6	50	40	53	42	0,08
32	1"1/4	42,4	2,6	50	38	67	55	0,13
40	1"1/2	48,3	2,6	64	48	76	60	0,18
50	2"	60,3	2,9	76	58	96	77	0,27
-	-	70	2,9	70	51	112	92	0,36
65	2"1/2	76,1	2,9	88	68	121	100	0,45
80	3"	88,9	3,2	88	65	142	122	0,6
-	3"1/2	101,6	3,6	91	65	161	138	1
-	-	108	3,6	97	68	172	144	1,05
100	4"	114,3	3,6	102	74	182	160	1,1
-	-	133	4	119	83	213	174	1,7
125	5"	139,7	4	125	87	222	182	1,8
-	-	159	4,5	143	100	254	212	2,7
150	6"	168,3	4,5	151	107	268	224	2,8
-	-	193,7	5,6	174	122	309	258	4,7
200	8"	219,1	6,3	197	137	355	295	6,4
250	10"	273	6,3	240	155	455	367	9,9
300	12"	323,9	7,1	275	180	537	436	15,8

**D**

**TEE RIDOTTO STANDARD**

		STD		XS	
mm	Ø	S	S1	S	S1
21,3	1/2"	2.77	-	3.73	-
26,9	3/4"	2.87	-	3.91	-
26.7 x 21.3	3/4" x 1/2"	2.87	2,77	3.91	3,73
33,7	1"	3.38	-	4.55	-
33.4x26.7	1" x 3/4"	3.38	2.87	4.55	3,91
33.4x21.3	1" x 1/2"	3.38	2,77	4.55	3,73
42,2	1 1/4"	3.56	-	4.85	-
42.2 x 33.4	1 1/4" x 1"	3.56	3,38	4.85	4,55
42.2x 26.7	1 1/4" x 3/4"	3.56	2,87	4.85	3,91
42.2x21.3	1 1/4" x 1/2"	3.56	2,77	4.85	3,73
48,3	1 1/2"	3.68	-	5.08	-
48.3 x 42.2	1 1/2" x 1 1/4"	3,68	3,56	5.08	4,85
48.3 x 33.4	1 1/2" x 1"	3.68	3,38	5.08	4,55
48.3 x 26.7	1 1/2" x 3/4"	3.68	2,87	5.08	3,91
48.3 x 21.3	1 1/2" x 1/2"	3.68	2,77	5.08	3,73
60,3	2"	3.91	-	5.54	-
60.3 x 48.3	2" x 1 1/2"	3.91	3,68	5,54	5,08
60.3 x 42.4	2" x 1 1/4"	3.91	3,56	5.54	4,85
60.3 x 33.4	2" x 1"	3.91	3,38	5.54	4,55
60.3 x 26.7	2" x 3/4"	3.91	2,87	5.54	3,91
60.3 x 21.3	2" x 1/2"	3.91	2,77	5.54	3,73

mm	Ø	STD		XS	
		S	S1	S	S1
76,1	2 1/2"	5.16	—	7.01	—
73x60.3	2 1/2" x 2"	5.16	3,91	7.01	5,54
73x48.3	2 1/2" x 1 1/2"	5.16	3,68	7,01	5,08
73x42.2	2 1/2" x 1 1/4"	5.16	3,56	7.01	4,85
73x33.4	2 1/2" x 1"	5.16	3,38	7.01	4,55
88,9	3"	5.49	—	7.62	—
88.9x73	3" x 2 1/2"	5.49	5,16	7,62	7,01
88.9x60.3	3" x 2"	5.49	3,91	7.62	5,54
88.9x48.3	3" x 1 1/2"	5.49	3,68	7.62	5,08
88.9x42.2	3" x 1 1/4"	5.49	3,56	7.62	4,85
88.9x33.4	3" x 1"	5.49	3,38	7.62	4,55
114.3	4"	6.02	—	8.56	—
114.3x 101.6	4"x 3 1/2"	6.02	5,74	8,56	8,08
114.3 x 88.9	4"x 3"	6.02	5,49	8.56	7,62
114.3x73	4"x 2 1/2"	6.02	5.16	8.56	7.01
114.3x60.3	4"x2"	6.02	3.91	8.56	5.54
114.3x48.2	4"x 1 1/2"	6.02	3.68	8.56	5.08
114.3x42.2	4"x 1 1/4"	6.02	3.56	8.56	4.85
114.3x33.4	4"x 1"	6.02	3.38	8.56	4.55
139.7	5"	6.55	-	9.52	-
141.3x114.3	5" x 4"	6.55	6.02	9.52	8.56
141.3x101.6	5" x 3 1/2"	6.55	5.74	9.52	8.08
141.3x88.9	5" x 3"	6.55	5.49	9.52	7.62
141.3x73	5" x 2 1/2"	6.55	5.16	9.52	7.01
141.3x60.3	5" x 2"	6.55	3.91	9.52	5.54
168,3	6"	7.11	-	10.97	-
168.3x141.3	6" x 5"	7.11	6.55	10.97	9.52
168.3x114.3	6" x 4"	7.11	6.02	10.97	8.56
168.3x101.6	6" x 3 1/2"	7.11	5.74	10.97	8.08
168.3x88.9	6" x 3"	7.11	5.49	10.97	7.62
168.3x73	6" x 2 1/2"	7.11	5.16	10.97	7.01
168.3x60.3	6" x 2"	7.11	3.91	10.97	5.54
219,1	8"	8.18		12.70	
219.1x168.3	8" x 6"	8.18	7.11	12.70	10.97
219.1x141.3	8" x 5"	8.18	6.55	12.70	9.52
219.1x114.3	8" x 4"	8.18	6.02	12.70	8.56



Segue da pagina precedente



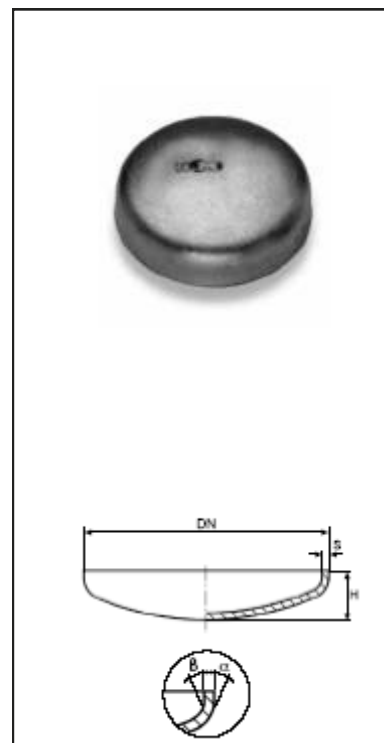


Segue da pagina precedente

mm	Ø	STD		XS	
		S	S1	S	S1
219.1x101.6	8" x 31/2"	8.18	5.74	12.70	8.08
219.1x88.9	8" x 3"	8.18	5.49	12.70	7.62
273,0	10"	9.27	-	12.70	-
273.0x219.1	10" x 8"	9.27	8.18	12.70	12.70
273.0x168.3	10" x 6"	9.27	7.11	12.70	10.97
273.0x141.3	10" x 5"	9.27	6.55	12.70	9.52
273.0x114.3	10" x 4"	9.27	6.02	12.70	8.56
323,8	12"	9.52	-	12.70	-
323.8x273	12" x 10"	9.52	9.27	12.70	12.70
323.8x219.1	12" x 8"	9.52	8.18	12.70	12.70
323.8x168.3	12" x 6"	9.52	7.11	12.70	10.97
323.8x141.3	12" x 5"	9.52	6.55	12.70	9.52
323.8x114.3	12" x 4"	9.52	6.02	12.70	8.56
355,6	14"	9.52	-	12.70	-
355.6x323.8	14" x 12"	9.52	9.52	12.70	12.70
355.6x273	14" x 10"	9.52	9.27	12.70	12.70
355.6x219.1	14" x 8"	9.52	8.18	12.70	12.70
355.6x168.3	14" x 6"	9.52	7.11	12.70	10.97
406,4	16"	9.52	-	12.70	-
406.4x355.6	16" x 14"	9.52	9.52	12.70	12.70
406.4x323.8	16" x 12"	9.52	9.52	12.70	12.70
406.4x273	16" x 10"	9.52	9.27	12.70	12.70
406.4x219.1	16" x 8"	9.52	8.18	12.70	12.70
406.4x168.3	16" x 6"	9.52	7.11	12.70	10.97
457,2	18"	9.52	-	12.70	-
457.2x406.4	18" x 16"	9.52	9.52	12.70	12.70
457.2x355.6	18" x 14"	9.52	9.52	12.70	12.70
457.2x323.8	18" x 12"	9.52	9.52	12.70	12.70
457.2x273.0	18" x 10"	9.52	9.27	12.70	12.70
457.2x219.1	18" x 8"	9.52	8.18	12.70	12.70
508,0	20"	9.52	-	12.70	-
507.0x457.2	20" x 18"	9.52	9.52	12.70	12.70

**FONDELLI BOMBATI**  
FONDELLI STD - XS

mm	Ø	EN 10253-1	STD S	XS S
21,3	1/2"	3	2,77	3,73
26,7	3/4"	-	2,87	3,91
26,9		3	-	-
33,4	1"	-	3,38	4,55
33,7		3	-	-
42,4	1 1/4"	3	3,56	4,85
48,3	1 1/2"	3	3,68	5,08
60,3	2"	3	3,91	5,54
73,0	2 1/2"	-	5,16	7,01
76,1		3	-	-
88,9	3"	3	5,49	7,62
101,6	3 1/2"	4	5,74	8,08
108,0		4	-	-
114,3	4"	4	6,02	8,56
133	-	4	-	-
139,7	-	4	-	-
141,3	5"	-	6,55	9,52
159	-	5	-	-
168,3	6"	5	7,11	10,97
193,7	-	6	-	-
219,1	8"	6	8,18	12,70
273,0	10"	6	9,27	12,70
323,8	12"	7	9,52	12,70
355,6	14"	8	9,52	12,70
406,4	16"	9	9,52	12,70



FONDELLO BOMBATO EN 10253-1

**RACCORDI IN ACCIAIO FILETTATI NERI E ZINCATI**

**MANICOTTO NERO**

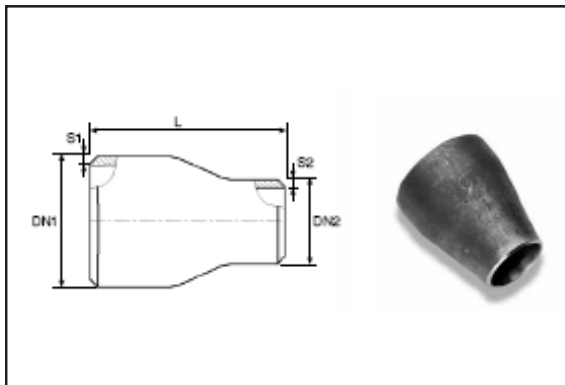
D
1/8"
1/4"
3/8"
1/2"
3/4"
1"
1" 1/4
1" 1/2
2"
2" 1/2
3"
4"
5"
6"



**TRONCHETTO NERO**

D
3/8"
1/2"
3/4"
1"
1" 1/4
1" 1/2
2"
2" 1/2
3"
4"
5"
6"

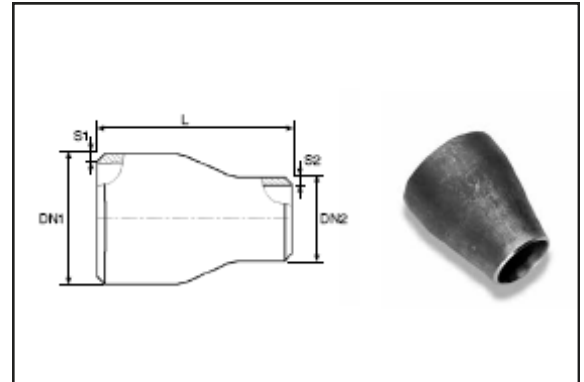



**RIDUZIONI CONCENTRICHE RICAVATE DA TUBO SENZA SALDATURA**

mm		mm	Ø-DIA	SCH STD S	STD S1	SCH XS S	XS S1
26,7	X	21,3	¾" x ½"	2,87	2,77	3,91	3,73
33,4	X	26,7	1" x ¾"	3,38	2,87	4,55	3,91
33,4	X	21,3	1" x ½"	3,38	2,77	4,55	3,73
42,2	X	33,4	1¼" x 1"	3,56	3,38	4,85	4,55
42,2	X	26,7	1¼" x ¾"	3,56	2,87	4,85	3,91
42,2	X	21,3	1¼" x ½"	3,56	2,77	4,85	3,73
48,3	X	42,2	1½" x 1¼"	3,68	3,56	5,08	4,85
48,3	X	33,4	1½" x 1"	3,68	3,38	5,08	4,55
48,3	X	26,7	1½" x ¾"	3,68	2,87	5,08	3,91
48,3	X	21,3	1½" x ½"	3,68	2,77	5,08	3,73
60,3	X	48,3	2" x 1½"	3,91	3,68	5,54	5,08
60,3	X	42,2	2" x 1¼"	3,91	3,56	5,54	4,85
60,3	X	33,4	2" x 1"	3,91	3,38	5,54	4,55
60,3	X	26,7	2" x ¾"	3,91	2,87	5,54	3,91
60,3	X	21,3	2" x ½"	3,91	2,77	5,54	3,73
73,0	X	60,3	2½" x 2"	5,16	3,91	7,01	5,54
73,0	X	48,3	2½" x 1½"	5,16	3,68	7,01	5,08
73,0	X	42,2	2½" x 1¼"	5,16	3,56	7,01	4,85
73,0	X	33,4	2½" x 1"	5,16	3,38	7,01	4,55
88,9	X	73,0	3" x 2½"	5,49	5,16	7,62	7,01
88,9	X	60,3	3" x 2"	5,49	3,91	7,62	5,54
88,9	X	48,3	3" x 1½"	5,49	3,68	7,62	5,08
88,9	X	42,2	3" x 1¼"	5,49	3,56	7,62	4,85
88,9	X	33,4	3" x 1"	5,49	3,38	7,62	4,55
101,6	X	88,9	3½" x 3"	5,74	5,49	8,08	7,62
101,6	X	73,0	3½" x 2½"	5,74	5,16	8,08	7,01
101,6	X	60,3	3½" x 2"	5,74	3,91	8,08	5,54
101,6	X	48,3	3½" x 1½"	5,74	3,68	8,08	5,08
101,6	X	42,2	3½" x 1¼"	5,74	3,56	8,08	4,85
114,3	X	101,6	4" x 3½"	6,02	5,74	8,56	8,08
114,3	X	88,9	4" x 3"	6,02	5,49	8,56	7,62
114,3	X	73,0	4" x 2½"	6,02	5,16	8,56	7,01
114,3	X	60,3	4" x 2"	6,02	3,91	8,56	5,54
114,3	X	48,3	4" x 1½"	6,02	3,68	8,56	5,08
114,3	X	42,2	4" x 1¼"	6,02	3,56	8,56	4,85
114,3	X	33,4	4" x 1"	6,02	3,38	8,56	4,55
141,3	X	114,3	5" x 4"	6,55	6,02	9,52	8,56
141,3	X	101,6	5" x 3½"	6,55	5,74	9,52	8,08
141,3	X	88,9	5" x 3"	6,55	5,49	9,52	7,62
141,3	X	73,0	5" x 2½"	6,55	5,16	9,52	7,01
141,3	X	60,3	5" x 2"	6,55	3,91	9,52	5,54
168,3	X	141,3	6" x 5"	7,11	6,55	10,97	9,52
168,3	X	114,3	6" x 4"	7,11	6,02	10,97	8,56



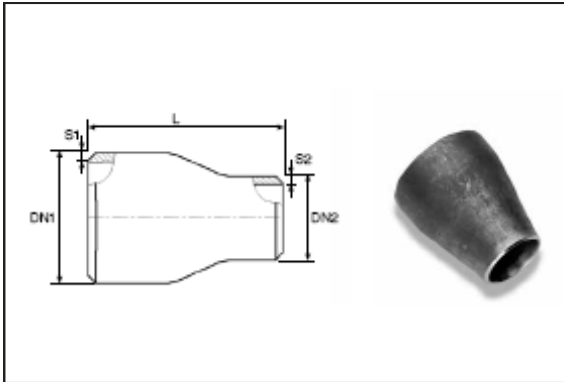
RIDUZIONI CONCENTRICHE RICAVATE DA TUBO SENZA SALDATURA



mm		mm	Ø-DIA	SCH STD S	STD S1		SCH XS S	XS S1
168,3	X	101.6	6" x 31/2"	7,11	5.74		10,97	8.08
168,3	X	88.9	6" x 3"	7,11	5.49		10,97	7.62
168,3	X	73.0	6" x 21/2"	7,11	5.16		10,97	7.01
168,3	X	60.3	6" x 2"	7,11	3.91		10,97	5.54
219,1	X	168.3	8" x 6"	8,18	7.11		12,70	10.97
219,1	X	141.3	8" x 5"	8,18	6.55		12,70	8.52
219,1	X	114.3	8" x 4"	8,18	6.02		12,70	8.56
219,1	X	101.6	8" x 31/2"	8,18	5.74		12,70	8.08
219,1	X	88.9	8" x 3"	8,18	5.49		12,70	7.62
273,0	X	219.1	10" x 8"	9,27	8.18		12,70	12.70
273,0	X	168.3	10" x 6"	9,27	7.11		12,70	10.97
273,0	X	141.3	10" x 5"	9,27	6.55		12,70	9.52
273,0	X	114.3	10" x 4"	9,27	6.02		12,70	8.56
323,8	X	273	12" x 10"	9,52	9.27		12,70	12.70
323,8	X	219.1	12" x 8"	9,52	8.18		12,70	12.70
323,8	X	168.3	12" x 6"	9,52	7.11		12,70	10.97
323,8	X	141.3	12" x 5"	9,52	6.55		12,70	9.52
323,8	X	114.3	12" x 4"	9,52	6.02		12,70	8.56
355,6	X	323.0	14" x 12"	9,52	9.52		12,70	12.70
355,6	X	273.0	14" x 10"	9,52	9.27		12,70	12.70
355,6	X	219.1	14" x 8"	9,52	8.18		12,70	12.70
355,6	X	168.3	14" x 6"	9,52	7.11		12,70	10.97
406,4	X	355.6	16" x 14"	9,52	9.52		12,70	12.70
406,4	X	323.8	16" x 12"	9,52	9.52		12,70	12.70
406,4	X	273.0	16" x 10"	9,52	9.27		12,70	12.70
406,4	X	219.1	16" x 8"	9,52	8.18		12,70	12.70
406,4	X	168.3	16" x 6"	9,52	7.11		12,70	10.97
457,2	X	406.4	18" x 16"	9,52	9.52		12,70	12.70
457,2	X	355.6	18" x 14"	9,52	9.52		12,70	12.70
457.2	X	323.8	18"X12"	9.52	9.52		12.70	12.70
457.2	X	273.0	18"X10"	9.52	9.27		12.70	12.70
457.2	X	219.1	18"X8"	9.52	8.18		12.70	12.70

D

RIDUZIONI CONCENTRICHE RICAVATE DA TUBO SENZA SALDATURA

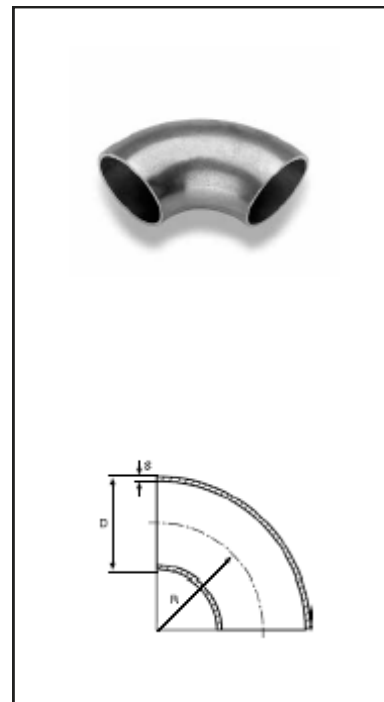


Riduzioni concentriche EN 10253-1

mm	x	mm	Sp.	x	Sp.
26,9	x	21,0	2,3	x	2,0
33,7	x	21,0	2,6	x	2,0
33,7	x	26,9	2,6	x	2,6
42,4	x	26,9	2,6	x	2,6
42,4	x	33,7	2,6	x	2,6
48,3	x	26,9	2,6	x	2,6
48,3	x	33,7	2,6	x	2,6
48,3	x	42,4	2,6	x	2,6
60,3	x	33,7	2,9	x	2,9
60,3	x	42,4	2,9	x	2,9
60,3	x	48,3	2,9	x	2,9
76,1	x	42,4	2,9	x	2,9
76,1	x	48,3	2,9	x	2,9
76,1	x	60,3	2,9	x	2,9
88,9	x	48,3	3,2	x	3,2
88,9	x	60,3	3,2	x	3,2
88,9	x	76,1	3,2	x	3,2
114,3	x	60,3	3,6	x	3,6
114,3	x	76,1	3,6	x	3,6
114,3	x	88,9	3,6	x	3,6
139,7	x	76,1	4,0	x	4,0
139,7	x	88,9	4,0	x	4,0
139,7	x	114,3	4,0	x	4,0
168,3	x	88,9	4,5	x	4,5
168,3	x	114,3	4,5	x	4,5
168,3	x	139,7	4,5	x	4,5
219,1	x	114,3	6,3	x	6,3
219,1	x	139,7	6,3	x	6,3
219,1	x	168,3	6,3	x	6,3
273,0	x	168,3	6,3	x	6,3
273,0	x	219,1	6,3	x	6,3
323,9	x	219,1	7,1	x	6,3
323,9	x	273,0	7,1	x	6,3

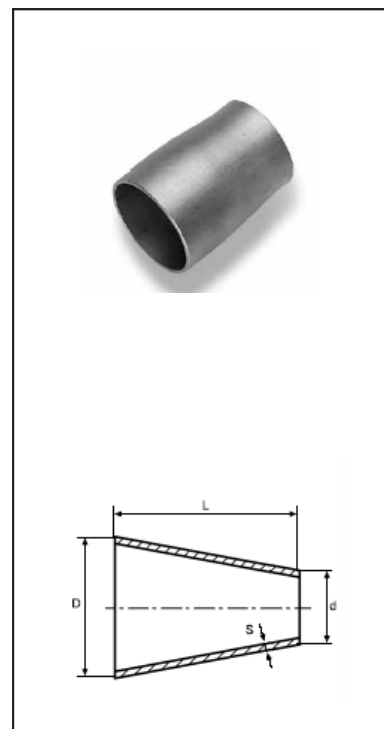
**CURVE A SALDARE DIMA 3D 90° RICAVATE DA  
TUBO SALDATO IN AISI 304-AISI 316**

DN	INCH	D mm	S mm	R mm	PESO
15	1/2"	21,3	2	28	40
20	3/4"	26,9	2	29	60
25	1"	33,7	2	38	100
32	1"1/4	42,4	2	48	155
40	1"1/2	48,3	2	57	215
50	2"	60,3	2	76	350
65	2"1/2	76,1	2	95	560
80	3"	88,9	2	114	810
90	3"1/2	101,6	2	133,5	954
100	4"	114,3	2	152	1300
125	5"	139,7	2	190	2100
150	6"	168,3	2	229	2840
200	8"	219,1	2	305	5150




**RIDUZIONI CONCENTRICHE RICAVATE DA TUBO**

DN1	DN2	D mm	d mm	S mm	L mm	PESO
20	10	26,9	17,2	2	38	40
20	15	26,9	21,3	2	38	45
25	10	33,7	17,2	2	51	65
25	15	33,7	21,3	2	51	67
25	20	33,7	26,9	2	51	70
32	15	42,4	21,3	2	51	75
32	20	42,4	26,9	2	51	130
32	25	42,4	33,7	2	51	100
40	15	48,3	21,3	2	64	110
40	20	48,3	26,9	2	64	120
40	25	48,3	33,7	2	64	160
40	32	48,3	42,4	2	64	110
50	15	60,3	21,3	2	76	195
50	20	60,3	26,9	2	76	350
50	25	60,3	33,7	2	76	330
50	32	60,3	42,4	2	76	260
50	40	60,3	48,3	2	76	210
65	20	76,1	26,9	2	89	225
65	25	76,1	33,7	2	89	240
65	32	76,1	42,4	2	89	500
65	40	76,1	48,3	2	89	450
65	50	76,1	60,3	2	89	340
80	25	88,9	33,7	2	89	300
80	32	88,9	42,4	2	89	700
80	40	88,9	48,3	2	89	750
80	50	88,9	60,3	2	89	590
80	65	88,9	76,1	2	89	390

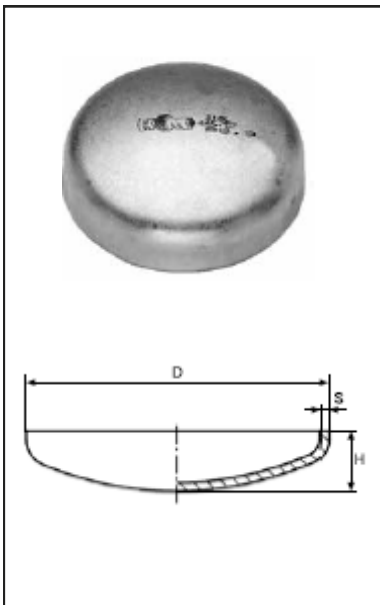


D

**TEE RIBASSATI E NORMALI SPESSORE 2 MMAISI 304 - AISI 316**


	DN	D-D1 mm	S mm	F mm	F1 mm	PESO
15 (1/2")	21,3	2	25	12	66	10
20 (3/4")	26,9	2	28	15	90	10
25 (1")	33,7	2	38	19	146	10
32 (1" 1/4)	42,4	2	47	23	230	10
40 (1" 1/2)	48,3	2	57	26	330	10
50 (2")	60,3	2	63	33	420	5
65 (2" 1/2)	76,1	2	76	42	850	5
80 (3")	88,9	2	85	48	1050	5
100 (4")	114,3	2	105	62	1314	4

15 (1/2")	21,3	2	25	150	10	8,10
20 (3/4")	26,9	2	28	170	10	8,40
25 (1")	33,7	2	38	250	10	9,55
32 (1" 1/4)	42,4	2	47	340	10	11,91
40 (1" 1/2)	48,3	2	57	460	5	14,14
50 (2")	60,3	2	63	550	5	15,87
65 (2" 1/2)	76,1	2	76	990	5	24,91
80 (3")	88,9	2	85	1290	5	27,46
100 (4")	114,3	2	105	2060	4	49,38
125 (5")	139,7	2	124	1850	1	204,90
150 (6")	168,3	2	143	2980	1	288,35
200 (8")	219,1	2	178	4330	1	495,09

**FONDELLI BOMBATI**


	DN	DN inch	D mm	S mm	H mm	PESO
15	1/2"	21,3	2	15	20	10
20	3/4"	26,9	2	14	30	10
25	1"	33,7	2	17	50	10
32	1" 1/4	42,4	2	19	70	10
40	1" 1/2	48,3	2	20	90	10
50	2"	60,3	2	22	150	10
65	2" 1/2	76,1	2	25	220	10
80	3"	88,9	2	28	290	5
90	3" 1/2	101,6	2	25	225	5
-	-	108	2	30	248	5
100	4"	114,3	2	31	270	5
125	5"	139,7	2	35	650	2
150	6"	168,3	2	40	900	2
200	8"	219,1	2	50	1200	2
250	10"	273	2	60	1200	1
300	12"	323,9	2	72	2200	1

**CURVA FF 45°**

d	L	Z
12	32	14
15	30	9
18	31	10
22	35	12
28	41	17
35	56	29
42	63	31
54	75	38
76,1	98	43
88,9	113	50
108	138	61

**CURVA FF 90°**

d	L	Z
12	42	24
15	41	20
18	45	24
22	49	26
28	59	35
35	72	45
42	91	59
54	110	73
76,1	150	95
88,9	174	111
108	215	138

**CURVA MF 45°**

d	L	H	Z
12	32	41	14
15	30	42	9
18	31	35	10
22	35	47	12
28	41	47	17
35	36	66	29
42	63	70	31
54	75	82	38
76,1	98	119	43
88,9	113	130	50
108	138	1260	61

**CURVA MF 90°**

d	L	H	Z
12	42	48	24
15	41	49	20
18	45	53	24
22	49	59	26
28	59	69	35
35	72	83	45
42	91	96	59
54	110	116	73
76,1	150	166	95
88,9	174	190	111
108	215	230	138

**CURVA FILETTATA 90° MF**

d-R	L	H	Z
3/8" x 12	42	34	24
3/8" x 15	41	39	20
1/2" x 15	41	40	20
1/2" x 18	45	48	24
3/4" x 22	49	54	26
1" x 28	59	68	35
1" 1/4 x 35	72	102	45
1" 1/2 x 42	91	116	59
2" x 54	110	142	73

**TEE**

d	L	L1	Z	Z1	I
12	56	35	10	17	28
15	74	36	16	15	37
18	80	37	19	16	40
22	82	43	18	20	41
28	92	46	22	22	46
35	102	55	24	28	51
42	118	60	27	28	59
54	142	73	34	36	71
76,1	232	121	61	66	116
88,9	262	126	68	63	131
108	312	152	79	75	156

**MANICOTTO PASSANTE**

d	L	E
12		
15	75	24
18	77	25
22	86	27
28	92	28
35	99	31
42	119	35
54	145	40
76,1	230	60
88,9	262	70
108	304	80

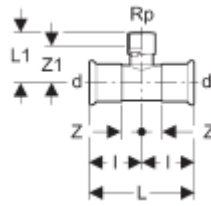
**MANICOTTO CON DADO OTTONE GUARNIZIONE EPDM**

G-d (ISO 228)	Material	L	Z
3/4" x 15	BRASS	37	11
3/4" x 18	BRASS	39	11
1" x 22	BRASS	48	11
1" 1/4 x 28	BRASS	44	13
1" 1/2 x 35	BRASS	48	13
1" 3/4 x 42	BRASS	52	13
2" 3/8 x 54	BRASS	58	15



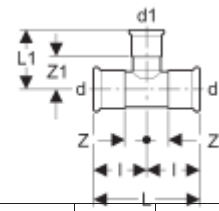
**RACCORDERIA A PRESSURE IN ACCIAIO CARBONIO**

**TEE CON DERIVAZIONE FILET TO F**



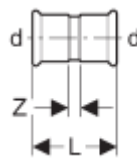
Rp-d	L	L1	Z	Z1	I
1/2" x 12 x 12	56	33	10	23	28
3/8" x 12 x 12	56	36	10	23	28
1/2" x 15 x 15	74	38	16	23	37
1/2" x 18 x 18	80	39	20	24	40
1/2" x 22 x 22	82	42	18	30	41
3/4" x 22 x 22	84	45	18	39	42
1/2" x 28 x 28	92	44	22	32	46
3/4" x 28 x 28	92	45	22	32	46
1/2" x 35 x 35	102	48	24	36	51
3/4" x 35 x 35	102	48	24	35	51
1/2" x 42 x 42	118	46	27	34	59
3/4" x 42 x 42	118	51	27	38	59
1/2" x 54 x 54	142	58	34	46	74
3/4" x 54 x 54	142	59	34	46	74
3/4" x 76,1 x 76,1	232	69	61	56	116
3/4" x 88,9 x 88,9	262	76	68	63	131
3/4" x 108 x 108	312	86	79	73	156

**TEE RIDOTTO**



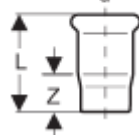
d-d1-d	L	L1	Z	Z1	I
15 x 12 x 15	74	33	16	15	37
18 x 12 x 18	80	34	19	16	40
18 x 15 x 18	80	35	19	14	40
22 x 15 x 22	82	40	18	19	41
22 x 18 x 22	82	40	18	19	41
28 x 15 x 28	92	42	22	21	46
28 x 18 x 28	92	43	22	22	46
28 x 22 x 28	92	46	22	23	46
35 x 15 x 35	102	45	24	24	51
35 x 18 x 35	102	45	24	24	51
35 x 22 x 35	102	48	24	25	51
35 x 28 x 35	102	50	24	25	51
42 x 22 x 42	118	54	27	31	59
42 x 28 x 42	118	53	27	29	59
42 x 35 x 42	118	57	27	30	59
54 x 22 x 54	142	56	34	33	71
54 x 28 x 54	142	59	34	35	71
54 x 35 x 54	142	64	34	37	71
54 x 42 x 54	142	68	34	36	71
76,1 x 22 x 76,1	232	68	61	45	116
76,1 x 28 x 76,1	232	71	61	47	116
76,1 x 35 x 76,1	232	75	61	48	116
76,1 x 42 x 76,1	232	79	61	47	116
76,1 x 54 x 76,1	232	80	61	43	116
88,9 x 28 x 88,9	262	75,5	68	51,5	131
88,9 x 35 x 88,9	262	83	68	56,5	131
88,9 x 42 x 88,9	262	85	68	53	131
88,9 x 54 x 88,9	262	92,5	68	55,5	131
88,9 x 76,1 x 88,9	262	128	68	73	131
108 x 28 x 108	312	87,5	79	63,5	156
108 x 35 x 108	312	93,5	79	66	156
108 x 42 x 108	312	96	79	64	156
108 x 54 x 108	312	102	79	65	156
108 x 76,1 x 108	312	125	79	70,2	156
108 x 88,9 x 108	312	135	79	72	156

**MANICOTTO CON BATTUTA**



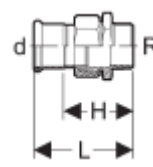
d	L	Z
12		
15	52	10
18	52	10
22	59	13
28	61	13
35	72	18
42	79	15
54	90	16
142	142	32
88,9	163	37
108		38

**TAPPO DI CHIUSURA**



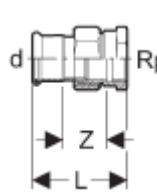
d	L	Z
12	30	12
15	38	127
18	41	20
22	42	19
28	46	22
51	51	24
42	59	27
54	73	36
76,1	95	40
88,9	115	52
108	130	53

**BOCCHETTONE DADO E RACCORDO MASCHIO IN OTTONE**



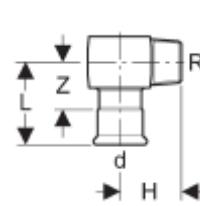
R-d (ISO 228)	L	Z
1/2" x 15	61	40
1/2" x 18	64	43
3/4" x 22	68	45
1" x 28	75	51
1" 1/4 x 35	80	53
1" 1/2 x 42	85	53
2" x 54	97	60

**BOCCHETTONE DADO E RACCORDO FEMMINA IN OTTONE**



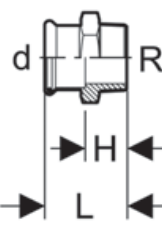
d-R	L	Z
1/2" x 15	59	26
1/2" x 18	61	26
3/4" x 22	63	27
1" x 28	71	31
1" 1/4 x	77	32
1" 1/2 x	82	33
2" x 54	95	37

**GOMITO MISTO 90° MF**



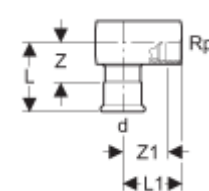
d-R	L	H	Z
3/8" x	34	21	16
3/8" x	34	23	13
1/2" x	34	28	13
1/2" x	36	26	15
3/4" x	39	36	16

**MANICOTTO MISTO MF**



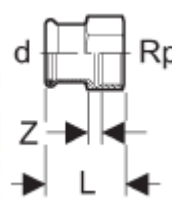
d-R	L	Z
3/8" x 12	43	22
1/2" x 12	43	22
3/8" x 15	43	22
1/2" x 15	43	22
1/2" x 18	44	23
3/4" x 18	45	24
1/2" x 22	44	21
3/4" x 22	45	22
1" x 22	47	24
3/4" x 28	47	23
1" x 28	49	25
1" 1/4 x	54	27
1" 1/2 x	58	26
2" x 54	69	32
2" 1/2 x	123	68
3" x 88,9	134	71
4" x 108	156	78

**GOMITO MISTO 90° FF**



R-d	L	L1	Z1	Z1
3/4" x 22	42	30	19	17
1/2" x 28	47	43	23	31

**MANICOTTO MISTO FF**

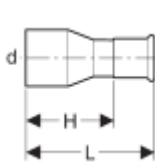


RP-d	L	Z
1/2" x 12		
1/2" x 15	37	4
1/2" x 18	37	4
3/4" x 18	38	4
3/4" x 22	40	4
1" x 22	43	4
1/2" x 28	45	9
3/4" x 28	43	6
1" x 28	45	5



**RACCORDERIA A PRESSARE IN ACCIAIO CARBONIO**

**RIDUZIONE MF**



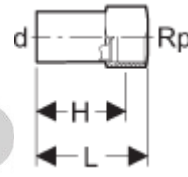
d-d1	L	H
15 x 12	51	33
18 x 12	53	35
18 x 15	55	34
22 x 15	60	39
22 x 18	57	36
28 x 15	81	60
28 x 18	84	63
28 x 22	70	47
35 x 22	76	53
35 x 28	74	48
42 x 22	87	64
42 x 28	100	76
42 x 35	78	52
54 x 22	110	88
54 x 28	100	76
54 x 35	129	102
54 x 42	108	76
76,1 x 54	145	108
88,9 x 54	157	120
88,9 x 76,1	157	105
108 x 76,1	196	144
108 x 88,9	192	133

**"S" DI SCAVALCAMENTO**



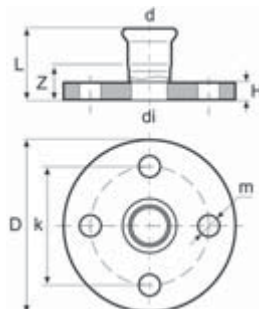
d	L1	L2	L
12	154	35	55
15	145	37	57
18	157	40	60
22	175	52	65
28	226	65	74

**MANICOTTO CON INSERIMENTO FILETTO FEMMINA**



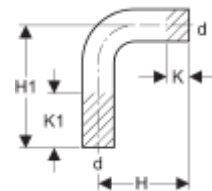
Rp-d	L	H
3/8" x 12	54	44
1/2" x 12	61	49
1/2" x 15	61	49
1/2" x 18	61	49
3/4" x 18	64	51
1/2" x 22	61	49
3/4" x 22	65	52

**FLANGIA PN 16**



d	D	di	L	H	m	k	Z
76,1	160	72	130	14	14	130	75
88,9	190	85	137	16	18	150	74
108	210	104	162	16	18	170	85

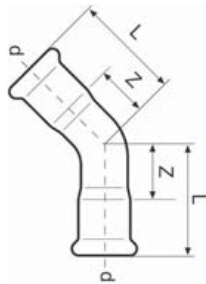
**TUBO RICURVO 90° MM**



d	H1	H	K	K1
12	120	70	17	67
15	120	70	22	72
18	120	70	17	67
22	120	70	9	59
28	125	97	7	47
35	201	121	62	62
42	254	160	90	90
54	302	202	45	45

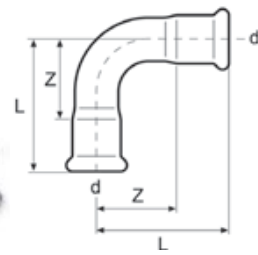


CURVA FF 45°



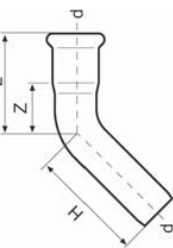
d	L	Z
15	37	16
18	38	17
22	44	21
28	51	27
35	59	32
42	77	45
54	88	51
76,1	98	43
88,9	112	49
108	138	61

CURVA FF 90°



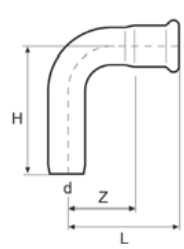
d	L	Z
15	48	27
18	53	32
22	60	37
28	71	47
35	87	60
42	115	83
54	142	138
76,1	150	95
88,9	174	111
108	215	138

CURVA MF 45°



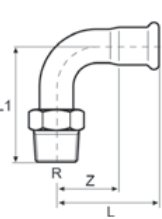
d	L	H	Z
15	37	48	16
18	38	45	17
22	44	53	21
28	51	60	27
35	59	66	32
42	77	80	45
54	88	97	51
76,1	98	117	43
88,9	112	131	49
108	138	154	61

CURVA MF 90°



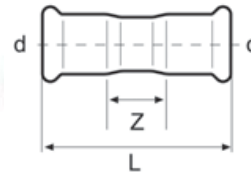
d	L	H	Z
15	48	56	27
18	53	62	32
22	60	68	37
28	71	80	47
35	87	93	60
42	115	125	83
54	142	149	105
76,1	150	165	95
88,9	174	190	111
108	215	238	138

CURVA FILETTATA 90° MF



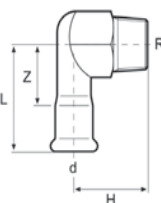
R-d	L	L1	Z
1/2" x 15	48	58	27
1/2" x 18	53	61	32
3/4" x 22	60	69	37
1" x 28	71	81	47
1" 1/4 x	87	94	60
1" 1/2 x	115	116	83
2" x 54	142	143	105

MANICOTTO CON BATTUTA



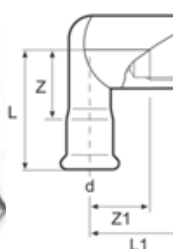
d	L	Z
15	52	10
18	52	10
22	59	13
28	61	13
35	72	18
42	79	15
54	90	16
76,1	142	32
88,9	163	37
108	192	38

GOMITO MISTO 90° MF



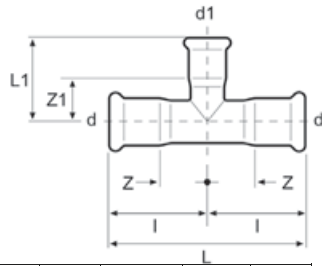
R-d	L	H	Z
1/2" x 15	53	36	32
1/2" x 18	51	36	30
3/4" x 22	58	40	35
1" x 28	63	44	39
1" 1/4 x 35	71	48	44
1" 1/2 x 42	81	53	49
2" x 54	92	59	55

GOMITO MISTO 90° FF



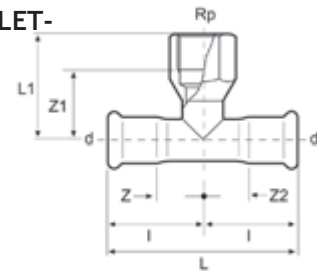
R-d	L	L1	Z	Z1
Rp 1/2" x	53	36	32	24
1/2" x	52	39	31	27
3/4" x	57	46	34	33
1" x 28	71	54	47	38
1" 1/4 x	72	62	45	45

**TEE RIDOTTO**



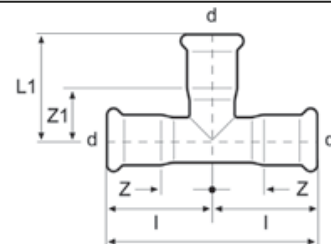
d-d1-d	L	L1	Z	Z1	I
18x15x18	80	36	19	15	40
22x15x22	82	39	18	18	41
22x18x22	82	38	18	17	41
28x15x28	92	42	22	21	46
28x18x28	92	42	22	21	46
28x22x28	92	42	22	21	46
35x15x35	102	45	24	24	51
35x18x35	102	45	24	24	51
35x22x35	102	46	24	23	51
35x28x35	102	48	24	24	51
42x22x42	118	51	27	28	59
42x28x42	118	53	27	29	59
42x35x42	118	60	27	33	59
54x22x54	142	57	34	34	71
54x28x54	142	60	34	36	71
54x35x54	142	66	34	39	71
54x42x54	142	64	34	32	71
76,1x22x76,1	232	68	61	45	116
76,1x28x76,1	232	71	61	47	
76,1x35x76,1	232	75	61	48	116
76,1x42x76,1	232	79	61	47	116
76,1x54x76,1	232	80	61	47	116
88,9x22x88,9	262	76	68	53	131
88,9x28x88,9	262	76	68	52	131
88,9x35x88,9	262	83	68	56	131
88,9x42x88,9	262	85	68	53	131
88,9x54x88,9	262	93	68	56	131
88,9x76,1x88,9	262	116	68	61	131
108x22x108	312	85	79	62	156
108x28x108	312	88	79	64	156
108x35x108	312	94	79	67	156
108x42x108	312	96	79	64	156
108x54x108	312	102	79	65	156
108x76,1x108	312	125	79	70	156
108x88,9x108	312	135	79	72	156

**TEE CON DERIVAZIONE FILETTO FEMMINA**



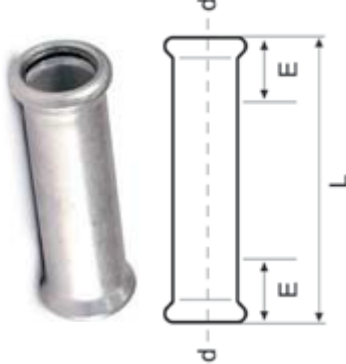
d-d1-d	L	L1	Z	Z1	I
1/2"x15x15	74	37	16	25	37
1/2"x18x18	80	39	19	27	40
3/4"x18x18	80	43	19	30	40
1/2"x22x22	82	41	18	29	41
3/4"x22x22	82	41	18	28	41
1/2"x28x28	92	44	22	32	46
3/4"x28x28	92	45	22	32	46
1/2"x35x35	102	48	24	36	51
3/4"x35x35	102	48	24	35	51
1/2"x42x42	118	46	27	34	59
3/4"x42x42	118	52	27	39	59
1/2"x54x54	142	55	34	43	71
3/4"x54x54	142	58	34	43	71
2"x54x54	142	69	34	47	71
3/4"x76,1x76,1	232	68	61	55	1126
2"x76,1x76,1	232	81	61	59	116
3/4"x88,9x88,9	262	87	68	74	131
2"x88,9x88,9	262	88	68	66	131
3/4"x108x108	312	86	79	73	156
2"x108x108	312	98	79	76	156

**TEE**



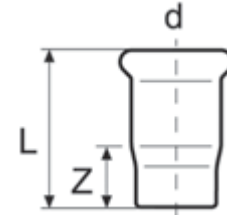
d	L	L1	Z	Z1	I
15	74	35	16	14	37
18	80	35	19	14	40
22	82	40	18	17	41
28	92	45	22	21	46
35	102	55	24	28	51
42	118	61	27	29	59
54	142	72	34	35	71
76,1	232	115	61	60	116
88,9	262	127	68	64	131
108	312	155	79	78	156

**MANICOTTO PASSANTE**



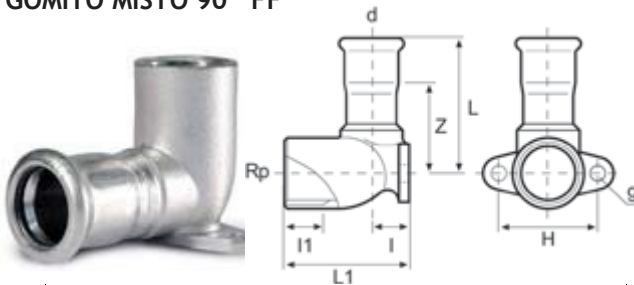
d	L	E
15	71	24
18	77	25
22	82	27
28	90	28
35	99	31
42	115	35
54	139	40
76,1	230	60
88,9	258	70
108	305	80

**TAPPO DI CHIUSURA**



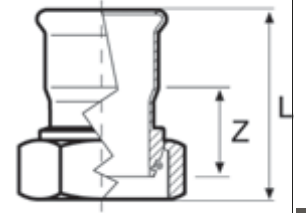
d	L	Z
15	37	16
18	40	19
22	41	18
28	46	22
35	51	24
42	59	27
54	72	35
76,1	95	40
88,9	107	44
108	127	50

**GOMITO MISTO 90° FF**



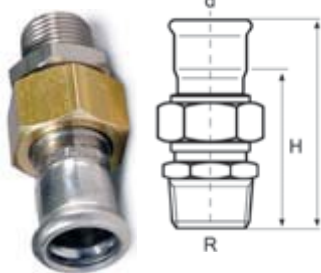
r-p	L	L1	Z	I	I1	H	g
1/2" x 15	46	43	25	12	12	34	5
1/2" x 18	47	44	26	13	12	34	6
3/4" x 22	52	51	29	16	13	40	6

**MANICOTTO CON DADO FOLLE IN OTTONE  
GUARNIZIONE EPDM**



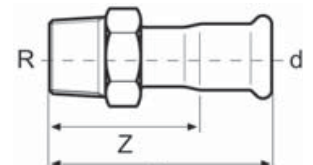
G-d (ISO 228)	Material	L	Z
3/4" x 15	BRASS	51	27
3/4" x 18	BRASS	52	22
1" x 22	BRASS	53	19
1" 1/4 x 28	BRASS	54	20
1" 1/2 x 35	BRASS	64	26
1" 3/4 x 42	BRASS	69	24
2" 3/8 x 54	BRASS	78	27

**BOCCHETTONE SEDE PIANA FILETTO M.  
(DADO IN OTTONE)**



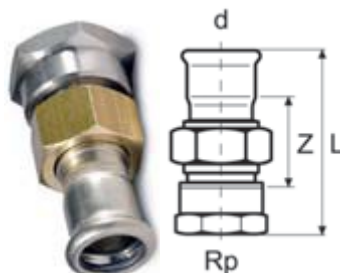
d-R	L	Z
1/2" x 15	76	55
1/2" x 18	76	55
3/4" x 22	82	59
1" x 28	88	64
1" 1/4 x 35	100	73
1" 1/2 x 42	106	74
2" x 54	122	85

**MANICOTTO MISTO MF**



R-d	L	Z
3/8" x 15	50	29
1/2" x 15	52	31
3/4" x 15	64	43
1/2" x 18	52	31
3/4" x 18	54	33
1/2" x 22	68	45
3/4" x 22	58	35
1" x 22	72	49
3/4" x 28	73	49
1" x 28	62	38
1" 1/4 x 28	79	55
1" x 35	82	55
1" 1/4 x 35	70	43
1" 1/2 x 35	84	57
1" 1/4 x 42	93	61
1" 1/2 x 42	75	43
1" 1/2 x 54	105	68
2" x 54	87	50
2" 1/2 x 76,1	125	70
3" x 88,9	138	75

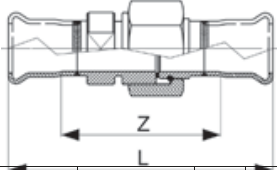
**BOCCHETTONE A SEDE PIANA FILETTO F.  
(DADO IN OTTONE)**



d-Rp	L	Z
1/2" x 15	73	40
1/2" x 18	72	19
3/4" x 22	76	40
1" x 28	83	43
1" 1/4 x 35	93	49
1" 1/2 x 42	96	47
2" x 54	113	54

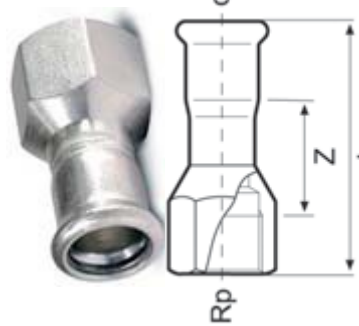
**RACCORDERIA A PRESSARE IN ACCIAIO INOX**

**BOCCHETTONE A SEDE PIANA (DADO IN OTTONE)**



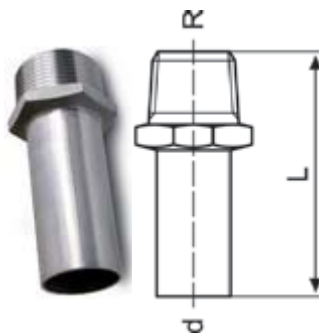
G-d (ISO)	Material	L	Z
3/4" x 15	BRASS	97	55
3/4" x 18	BRASS	97	55
1" x 22	BRASS	105	59
1" 1/4 x 28	BRASS	111	63
1" 1/2 x 35	BRASS	124	70
1" 3/4 x 42	BRASS	134	70
2" 3/8 x 54	BRASS	144	70

**MANICOTTO MISTO FF**



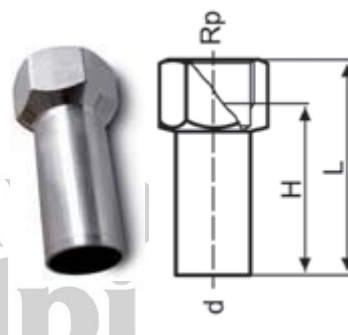
d-Rp	L	Z
1/2" x 15	53	20
3/4" x 15	67	33
1/2" x 18	51	18
3/4" x 18	57	23
1/2" x 22	52	17
3/4" x 22	56	20
1" x 22	70	31
3/4" x 28	73	36
1" x 28	62	23
1" 1/4 x 28	80	39
1" x 35	81	38
1" 1/4 x 35	72	28
1" 1/2 x 35	83	39
1" 1/4 x 42	94	45
1" 1/2 x 42	74	25
1" 1/2 x 54	106	52
2" x 54	84	25

**MANICOTTO CON INSERIMENTO FILETTO MASCHIO**



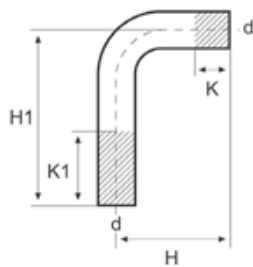
d-R	L
1/2" x 15	70
1/2" x 18	70
3/4" x 22	75
1" x 28	75
1" 1/4 x 35	80
1" 1/2 x 42	91
2" x 54	102

**MANICOTTO CON INSERIMENTO FILETTO FEMMINA**



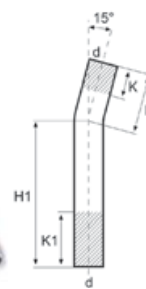
R-d	H	L
1/2" x 15	136	148
1/2" x 18	136	148
3/4" x 18	135	148
1/2" x 22	140	152
3/4" x 22	139	152
1" x 28	94	110
1" 3/4 x	93	110
1" 1/2 x	93	110
2" x 54	98	120

**TUBO RICURVO 90° MM**



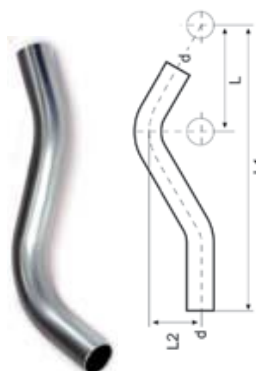
d	H1	H	K	K1
15	120	70	22	72
18	120	70	17	67
22	120	70	9	59
28	125	97	7	47
35	200	120	30	110
42	250	160	44	144
54	305	200	65	165

**TUBO RICURVO 15° MM**



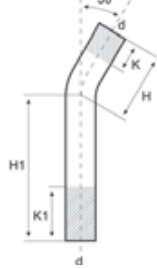
d	H1	H	K	K1
28	136	45	7	47
35	234	62	30	110
42	276	94	44	144
54	337	117	65	165

**"S" DI SCAVALCAMENTO**



d	L1	L2	L
15	145	37	57
18	165	38	56
22	181	40	60
28	241	55	83

**TUBO RICURVO 30° MM**



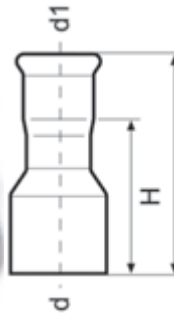
d	H1	H	K	K1
28	130	54	7	47
35	218	80	30	110
42	274	98	44	144
54	324	137	65	165

**TUBO RICURVO 60° MM**



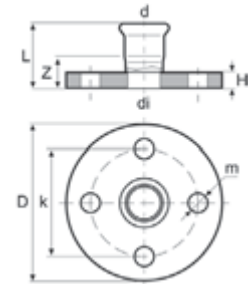
d	H1	H	K	K1
28	116	71	7	47
35	226	101	30	110
42	251	124	44	145
54	308	162	65	165

**RIDUZIONE MF**



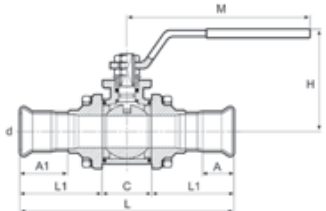
d-d1	L	Z
18 x 15	55	34
22 x 15	60	39
22 x 18	57	36
28 x 15	72	512
28 x 18	77	56
28 x 22	67	44
35 x 15	82	61
35 x 18	87	66
35 x 22	83	60
35 x 28	73	49
42 x 15	91	70
42 x 18	96	75
42 x 22	87	64
42 x 28	98	74
42 x 35	79	52
54 x 15	110	89
54 x 18	113	92
54 x 22	107	84
54 x 28	99	75
54 x 35	128	101
54 x 42	97	65
76,1 x 54	151	119
88,9 x 54	140	103
88,9 x 76,1	156	119
108 x 54	204	167
108 x 76,1	196	141
108 x 88,9	190	127

**FLANGIA PN 16**



d	D	di	L	H	m	k	Z
15	95	14	54	11	14	65	33
18	95	17	60	11	14	65	39
22	105	21	62	12	14	75	39
28	115	27	71	14	14	85	47
35	140	32	79	15	18	100	52
42	150	39	91	16	18	110	59
54	165	51	112	18	18	125	75
76,1	185	72	126	18	18	145	71
88,9	200	85	147	20	18		84
108	220	104	167	20	18	180	90

**VALVOLA A SFERA 3 PEZZI PASSAGGIO TOTALE**



d	L	L1	C	A	A1	M	H
15	116	45,5	25	20,5	26,5	132	66
18	115	44,5	26	20,5	26,5	132	66
22	132	51	32	23	30	132	70
28	151	55,5	40	24	31	177	77
35	176	64	48	26,5	36,5	177	82
42	192	68,5	55	32	39,5	253	98
54	220	77	66	37	45	253	103
76,1	292	108	76,5	55	69	322	127
88,9	344	125	94	63	82	322	138
108	412	148	1127	77	97,5	322	2157



**TUBI A PRESSARE**



**TUBI ACCIAIO INOX AISI 316L(1.4404)**

Diametro	Spessore	Ø int		Peso
Diameter	Thickness	mm	m	kg/m
15	1	13	6	0,351
18	1	16	6	0,426
22	1,2	19,6	6	0,625
28	1,2	25,6	6	0,805
35	1,5	32	6	1,258
42	1,5	39	6	1,521
54	1,5	51	6	1,972
76	2	72,1	6	3,711
89	2	84,9	6	4,352
108	2	104	6	5,308

Conformi alla norma  
DVGW-GW 541/2004.  
Tolleranze dimensionali  
EN ISO 1127 D4/T4. In  
accordance DVGW-GW  
541/2004 standard.

**D**



**TUBI AL CARBONIO ZINCATURA ESTERNA**

Diametro	Spessore	Ø int	Lungh.	Peso
Diameter	Thickness	mm	m	kg/m
15	1,2	12,6	6	0,41
18	1,2	15,6	6	0,50
22	1,5	19	6	0,76
28	1,5	25	6	0,98
35	1,5	32	6	1,24
42	1,5	39	6	1,50
54	1,5	51	6	1,94
76	2	72,1	6	3,66
89	2	84,9	6	4,29
108	2	104	6	5,23

Tolleranze dimensionali secondo EN 10305-3 Zincatura esterna 8 micron